



Krishi Care & Management Services Pvt.Ltd.

KHARIF 2021 PROGRESSION REPORT

- 15th June 2021





TABLE OF CONTENTS

CHATTISGARH

• Major Kharif Crops in Chattisgarh	1
• Agro-climatic Zones of Chattisgarh	1
• Reservoir Storage Status	1
• Rainfall	1
• Smoothed Normalized Difference Vegetation Index (SMN)	2
• Soil Water Index	2
• Temperature Condition Index (TCI)	3
• Vegetation Condition Index (VCI)	3
• Vegetation Health Index (VHI)	3
• Crop Specific Advisory	4

HARYANA

• Major Kharif Crops in Haryana	5
• Agro-climatic Zones of Haryana	5
• Rainfall	5
• Smoothed Normalized Difference Vegetation Index (SMN)	6
• Soil Water Index	6
• Temperature Condition Index (TCI)	7
• Vegetation Condition Index (VCI)	7
• Vegetation Health Index (VHI)	7
• Crop Specific Advisory	8-10

KARNATAKA

• Major Kharif Crops in Karnataka	11
• Agro-climatic Zones of Karnataka	11
• Reservoir Storage Status	11
• Rainfall	12
• Soil Water Index	12
• Temperature Condition Index (TCI)	13
• Vegetation Condition Index (VCI)	13
• Vegetation Health Index (VHI)	13
• Smoothed Normalized Difference Vegetation Index (SMN)	14
• Crop Specific Advisory	14



TABLE OF CONTENTS

RAJASTHAN

• Major Kharif Crops in Rajasthan	15
• Agro-climatic Zones of Rajasthan	15
• Reservoir Storage Status	15
• Rainfall	16
• Soil Water Index	16
• Temperature Condition Index (TCI)	17
• Vegetation Condition Index (VCI)	17
• Vegetation Health Index (VHI)	17
• Smoothed Normalized Difference Vegetation Index (SMN)	18
• Crop Specific Advisory	18-20

MAHARASHTRA

• Major Kharif Crops in Maharashtra	21
• Agro-climatic Zones of Maharashtra	21
• Reservoir Storage Status	21
• Rainfall	22
• Smoothed Normalized Difference Vegetation Index (SMN)	23
• Soil Water Index	23
• Temperature Condition Index (TCI)	24
• Vegetation Condition Index (VCI)	24
• Vegetation Health Index (VHI)	24
• Crop Specific Advisory	25-29

UTTAR PRADESH

• Major Kharif Crops in Uttar Pradesh	30
• Agro-climatic Zones of Uttar Pradesh	30
• Reservoir Storage Status	30
• Rainfall	31
• Soil Water Index	31
• Temperature Condition Index (TCI)	32
• Vegetation Condition Index (VCI)	32
• Vegetation Health Index (VHI)	32
• Smoothed Normalized Difference Vegetation Index (SMN)	33
• Crop Specific Advisory	33-34



TABLE OF CONTENTS

ODISHA

• Major Kharif Crops in Odisha	35
• Agro-climatic Zones of Odisha	35
• Reservoir Storage Status	35
• Rainfall	36
• Soil Water Index	36
• Temperature Condition Index (TCI)	37
• Vegetation Condition Index (VCI)	37
• Vegetation Health Index (VHI)	37
• Smoothed Normalized Difference Vegetation Index (SMN)	38
• Crop Specific Advisory	38-40

WEST BENGAL

• Major Kharif Crops in West Bengal	41
• Agro-climatic Zones of West Bengal	41
• Reservoir Storage Status	41
• Rainfall	41
• Smoothed Normalized Difference Vegetation Index (SMN)	42
• Soil Water Index	42
• Temperature Condition Index (TCI)	43
• Vegetation Condition Index (VCI)	43
• Vegetation Health Index (VHI)	43
• Crop Specific Advisory	44

UTTARAKHAND

• Major Kharif Crops in Uttarakhand	45
• Agro-climatic Zones of Uttarakhand	45
• Reservoir Storage Status	45
• Rainfall	45
• Smoothed Normalized Difference Vegetation Index (SMN)	46
• Soil Water Index	46
• Temperature Condition Index (TCI)	47
• Vegetation Condition Index (VCI)	47
• Vegetation Health Index (VHI)	47
• Crop Specific Advisory	48

CHATTISGARH

Out of the total geographical area of 137.36 lakh hectares of Chattisgarh, 34.80% i.e. 47.79 lakh ha is the net sown area.

Kharif Major Crops

Paddy is the principal crop and the central plains of Chattisgarh are known as rice bowl of central India. Other major crops include gram, maize and tur. Soybean, rape and mustard seed are also grown in some parts of the state.

Agro-climatic Zones of Chattisgarh

S. No.	Agro-Climatic zone	Districts
1	Bastar Plateau Zone	Sukma, Narayanpur, Kondagaon, Dantewada, Bijapur, Bastar
2	Chhattisgarh Plain Zone	Rajnandgaon, Raipur, Raigarh, Mungeli, Mahasamund, Korba, Kanker, Kabirdham, Janjgir-Champa, Gariaband, Durg, Dhamtari, Bilaspur, Bemetara, Baloda Bazar, Balod
3	North Hills Zone	Surguja, Surajpur, Korea (Koriya), Jashpur, Balrampur

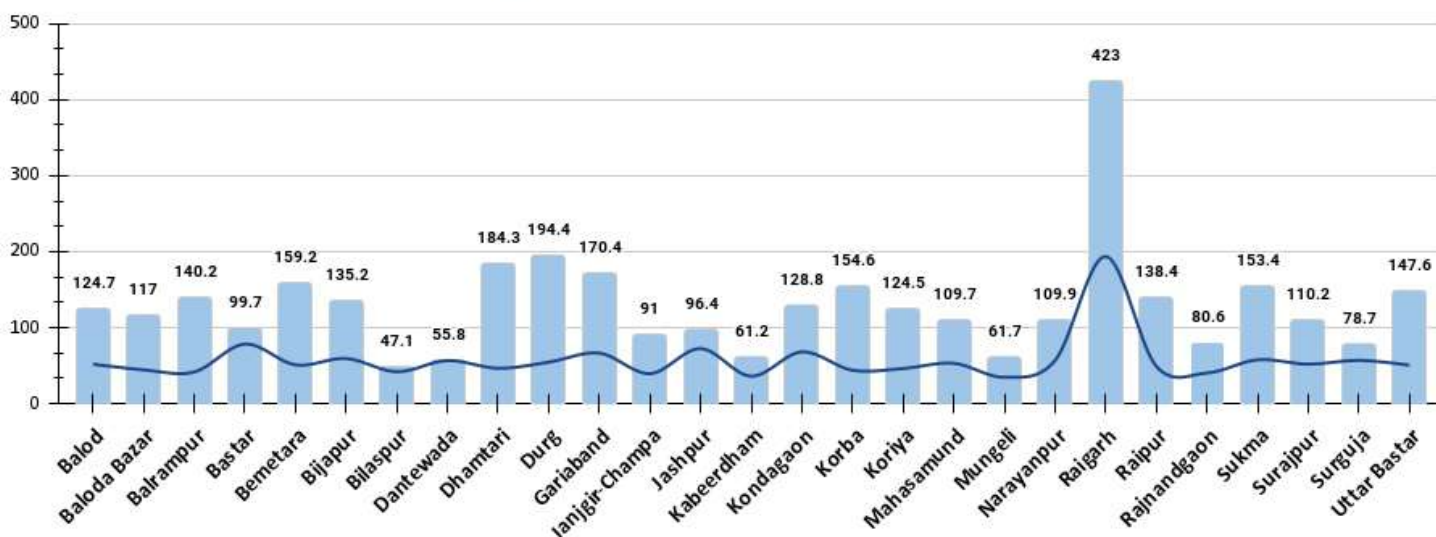
Reservoir Storage Status

NAME OF RESERVOIR	FRL (MTS)	LIVE CAP. AT FRL (BCM)	THIS SEASON		LAST SEASON	
			LEVEL (MTS)	LIVE STORAGE (BCM)	LEVEL (MTS)	LIVE STORAGE (BCM)
MINIMATA BANGO	359.66	3.046	351.90	1.693	355.80	2.254
MAHANADI	348.7	0.767	342.53	0.291	342.47	0.287
DUDHAWA	425.1	0.284	418.41	0.082	421.05	0.135
TANDULA	332.2	0.312	322.97	0.026	325.04	0.061

LAST YEAR STORAGE AS % OF LIVE CAP AT FRL	% OF THIS YR STORAGE TO LAST YEARS STORAGE
74	75
37	101
48	61
20	43

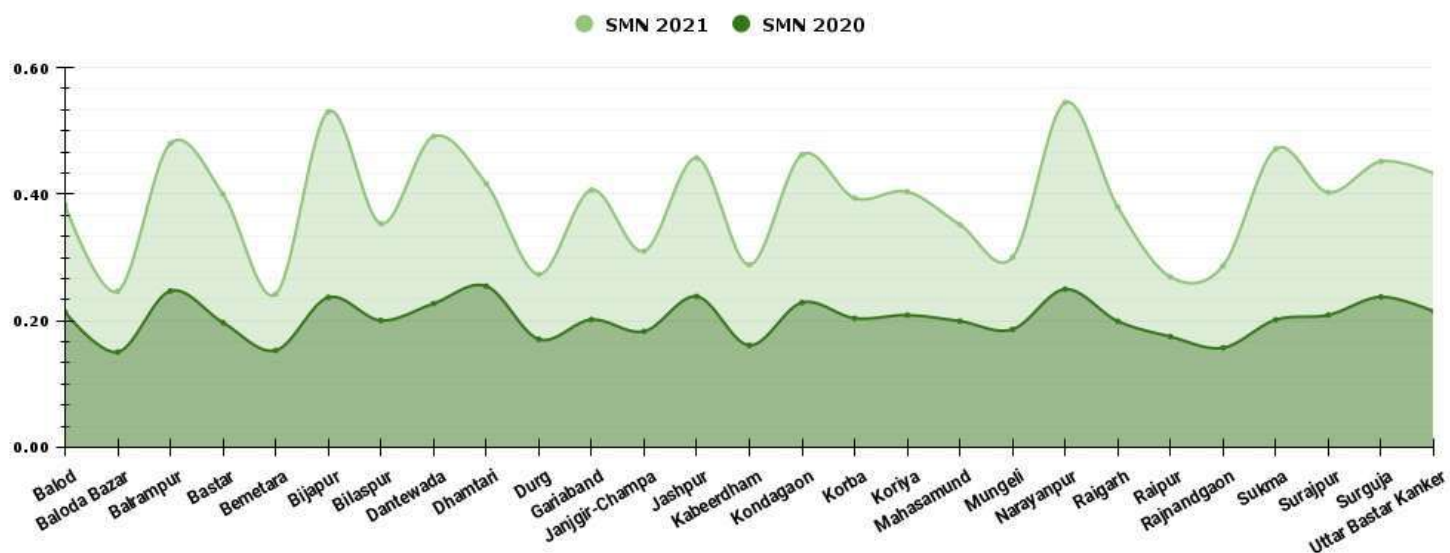
Rainfall

■ Actual Rainfall in mm — Normal Rainfall in mm

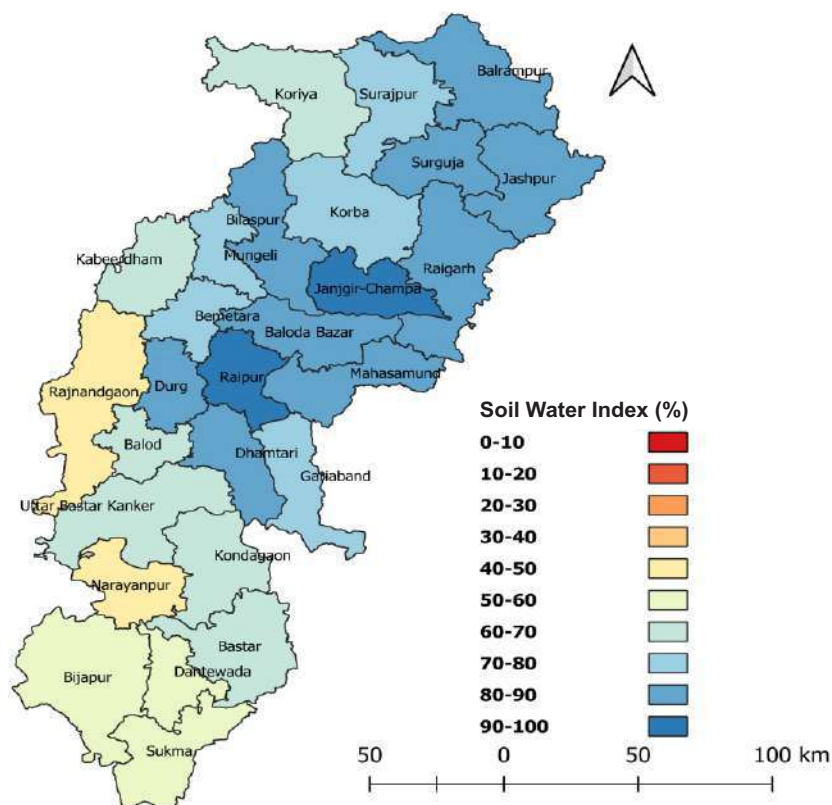




Smoothed Normalized Difference Vegetation Index (SMN)

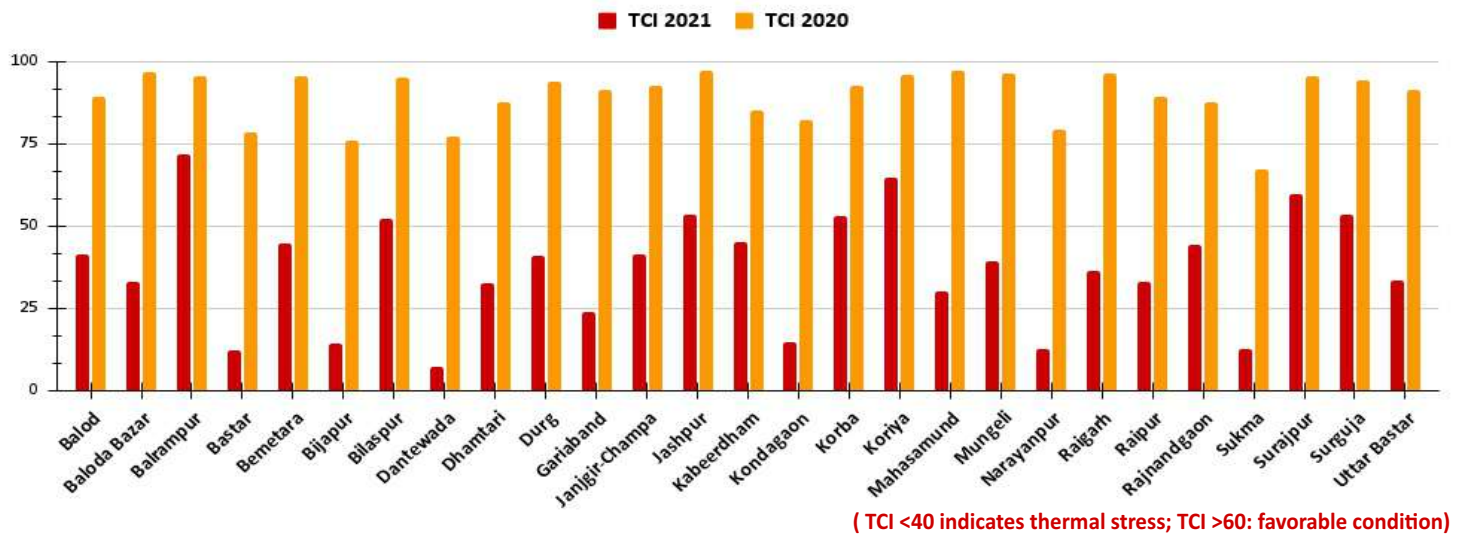


Soil Water Index

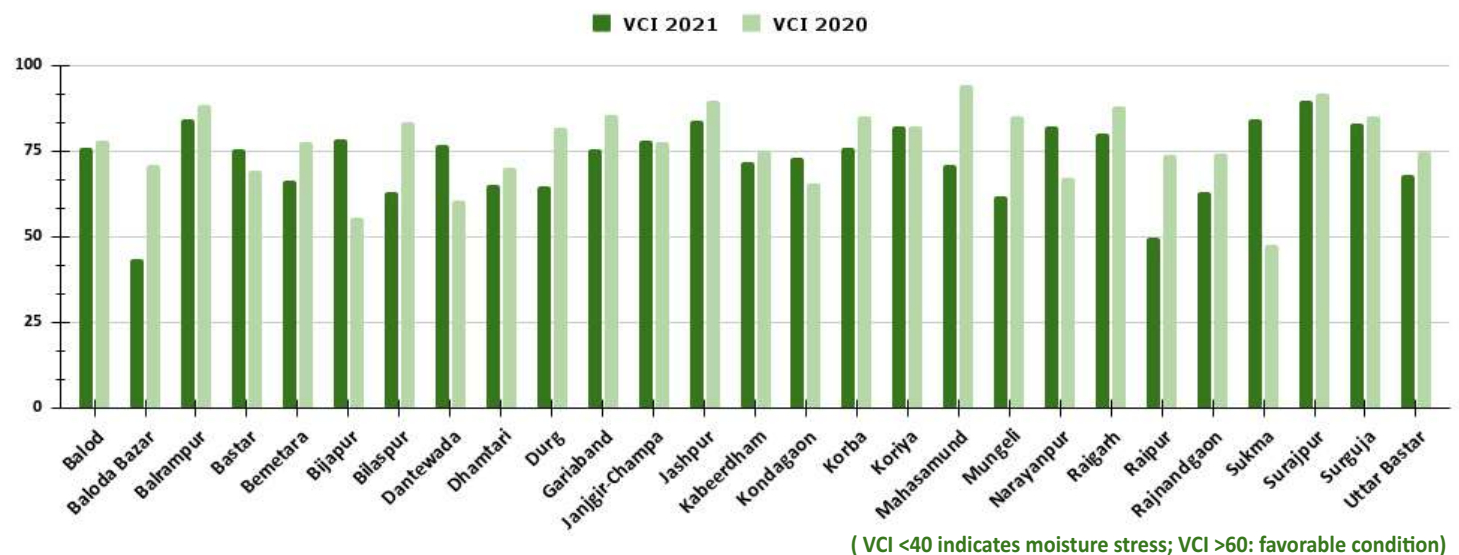




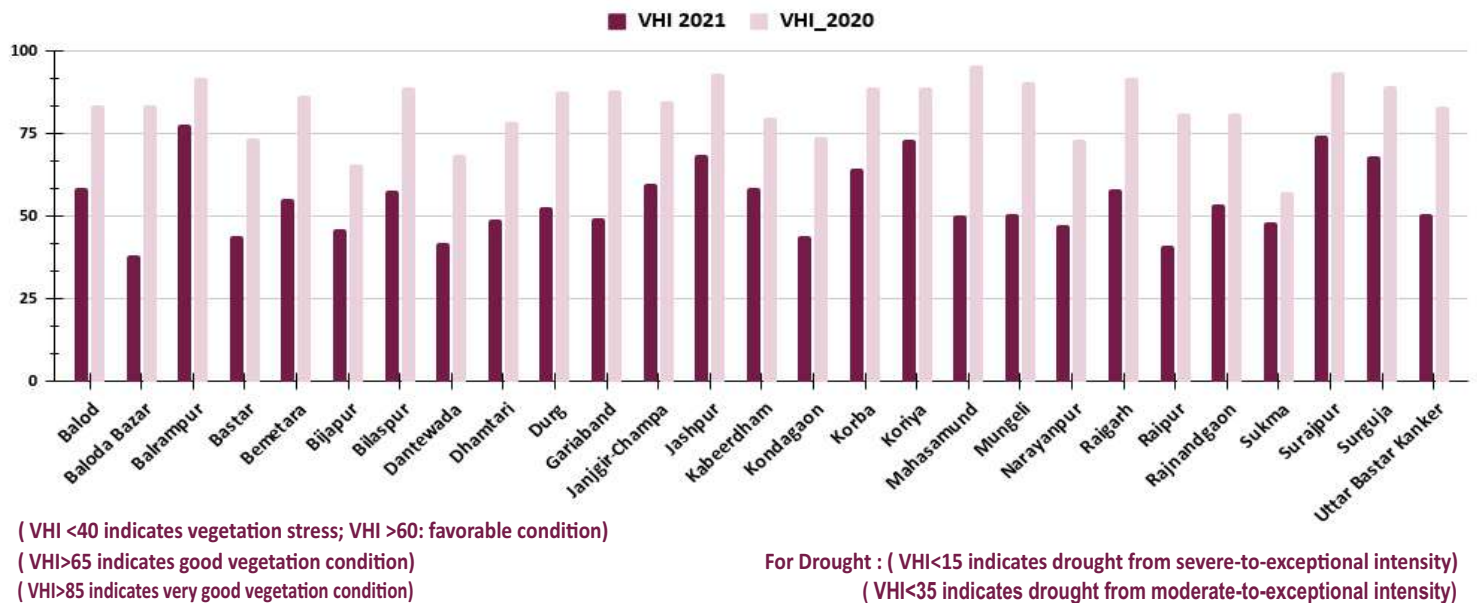
Temperature Condition Index (TCI)



Vegetation Condition Index (VCI)



Vegetation Health Index (VHI)



Crop Specific Advisory

State	District	Crop(Varieties)	Crop Specific Advisory
Chhattisgarh	Balod,Bemetara,Bilaspur,Dhamtari, Durg,Gariabandh,Janjgir,Kabirdham, Mungeli,Raigarh,Raipur	Soybean	Seed rate- 65 Kg./ ha. Plant to plant distance is kept 7-10 cms and row to row distance should be kept 30 cms. Soybean and other pulse crops should be sown after seed treatment with Rhizobium culture @ 5 grams and PSB @ 10 grams per Kg. seed .
		Paddy	Seed Rate -Line sowing: 80-90 Kg./ ha. The spacing should be kept from row to row -20 cms Biasi and Broadcast method: 100-120 Kg./ ha. Seed treatment - Azospirillum and PSB @ 5-10 gram per kg of seed should be done before sowing 1. Before nursery sowing or direct seeding of rice crop, rice seeds should be treated with 17 % salt solution. Certified or foundation seeds should be treated with fungicide provided with packet. 2. Early and medium duration varieties should be sown in lines, rice crop matures early in this situation and biasi is also not required. 3. Line sowing can be done after field preparation. Line sowing can be done by seed cum fertilizer drill in lines in well pulverized field. In the levelled fields, seed sowing should be done at a distance of 20 cms through tractor drawn seed drill, Indira seed drill, Nari plough, Bhoramdev seed drill and nari plough. The seed depth should not be more than 3-4 centimeters. Calibration of seed drill is required for perfect maintaining of seed rate. Calibration must be done before sowing operation. 4. Recommended fertilizers should be applied and granular fertilizers should be applied through seed drill
		Maize	Seed rate- Hybris : 15-20 Kg./ ha. Composite: 20-25 Kg./ ha. Row to row distance should be kept 60-75 cms and plant to plant distance should be maintained 20-25 cms. Medium and late duration varieties should be maintained at a distance of 75x25 cms.
Chhattisgarh	Balodabazar	Soybean	Seed rate- 65 Kg./ ha. Plant to plant distance is kept 7-10 cms and row to row distance should be kept 30 cms. Soybean and other pulse crops should be sown after seed treatment with Rhizobium culture @ 5 grams and PSB @ 10 grams per Kg. seed .
		Maize	Seed rate- Hybris : 15-20 Kg./ ha. Composite: 20-25 Kg./ ha. Row to row distance should be kept 60-75 cms and plant to plant distance should be maintained 20-25 cms. Medium and late duration varieties should be maintained at a distance of 75x25 cms.
Chhattisgarh	Bastar,Jashpur	Maize	Farmers are advised to go for sowing of kharif maize by using suitable high yielding varieties like M.C.H – 42, S – 6217, VIVEK HYBRID MAIZE – 27, SHAKTIMAN – 4, SHAKTI – 1, PRATAP MAIZE – 5. Use seed @ 12 – 15 kg per hectare for hybrid maize. Seeds should be treated with fungicide like captan or thiram @ 1.5 gram per kg of seed for better germination percentage. Sow the seeds in line with spacing of 60 X 20 cm at 5 cm depth. Apply 1/3 of Nitrogen and all of phosphorus & Potash as a basal dose. Farmers are advised to prepare the field for cultivation of maize crop, for preparation dig the field with plough followed by cultivator for 2 – 3 times to make the field fine.
Chhattisgarh	Bijapur	Maize	Farmers are advised to prepare the field for cultivation of maize crop, for preparation dig the field with plough followed by cultivator for 2 – 3 times to make the field fine
Chhattisgarh	Kondagaon,Sukma	Maize	Farmers are advised to go for sowing of kharif maize by using suitable high yielding varieties like M.C.H – 42, S – 6217, VIVEK HYBRID MAIZE – 27, SHAKTIMAN – 4, SHAKTI – 1, PRATAP MAIZE – 5. Use seed @ 12 – 15 kg per hectare for hybrid maize. Seeds should be treated with fungicide like captan or thiram @ 1.5 gram per kg of seed for better germination percentage. Sow the seeds in line with spacing of 60 X 20 cm at 5 cm depth. Apply 1/3 of Nitrogen and all of phosphorus & Potash as a basal dose. Farmers are advised to prepare the field for cultivation of maize crop, for preparation dig the field with plough followed by cultivator for 2 – 3 times to make the field fine.
Chhattisgarh	Korea	Maize	In the upland and unbunded fields, the crops like maize, green gram, black gram and sesamum can be cultivated. There should be proper water drainage measures.
Chhattisgarh	Mahasamund	PIGEON PEA (RED GRAM/ARHAR)	Seed rate- 15=20 Kg./ ha. In early duration varieties, row to row distance should be maintained 60 cms and plant to plant distance should be maintained 15cms. Arhar and other pulse crops should be sown after seed treatment with Rhizobium culture @ 5 grams and PSB @ 10 grams per Kg. seed.
		Maize	Seed rate- Hybris : 15-20 Kg./ ha. Composite: 20-25 Kg./ ha. Row to row distance should be kept 60-75 cms and plant to plant distance should be maintained 20-25 cms. Medium and late duration varieties should be maintained at a distance of 75x25 cms



HARYANA

The cultivable area is 3.809 million hectare (86.2% of total geographical area) and the net area sown is 3.566 million hectare (93.6% of cultivable area) and the percentage of net irrigated sown area is 82.3%.

Kharif Major Crops

The main crops in the state include sugarcane, groundnut, maize and paddy etc. The minor Kharif crops are Chillies, Bajra, Jowar, Pulses and vegetables.

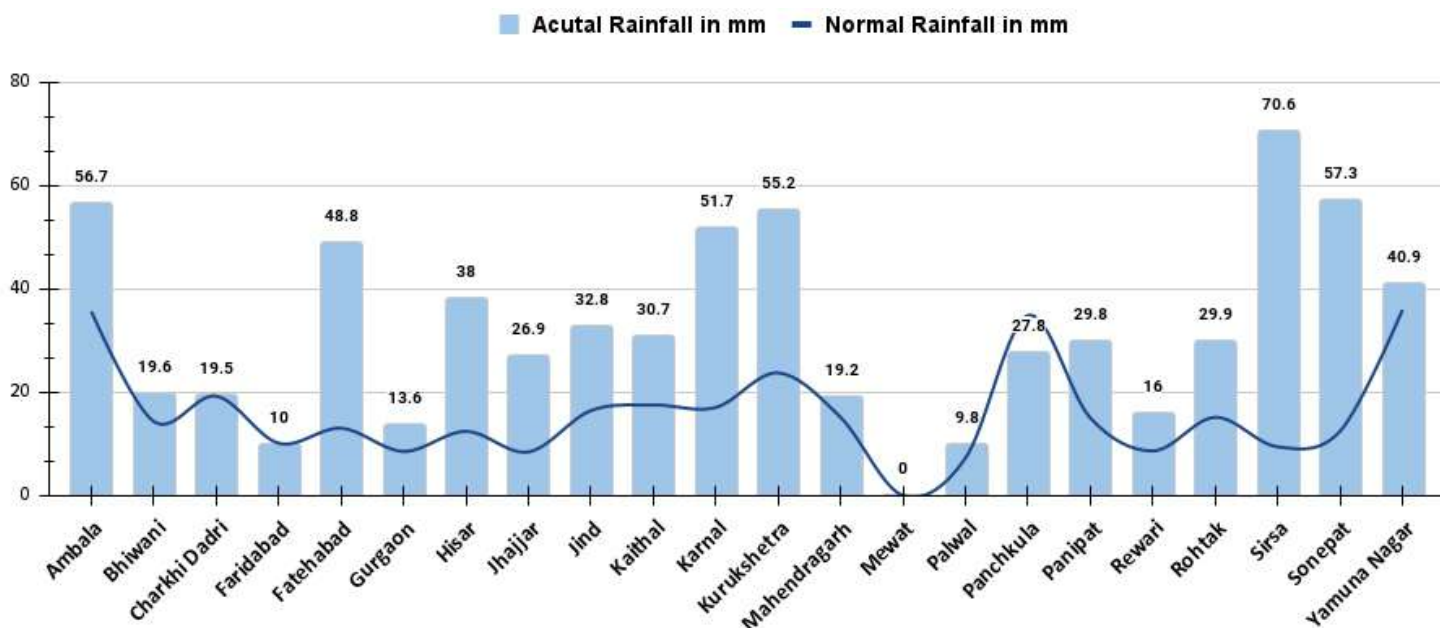
Agro-climatic Zones of Haryana

S. N.	Agro-Climatic Regions	Districts
1	Eastern Zone	Ambala, Faridabad, Gurgaon, Jhajjar, Jind, Kaithal, Karnal, Kurukshetra, Panipat, Rohtak, Sonapat, Yamunanagar
2	Western Zone	Bhiwani, Fatehabad, Hisar, Mahendragarh, Rewari, Sirsa

Reservoir Storage Status

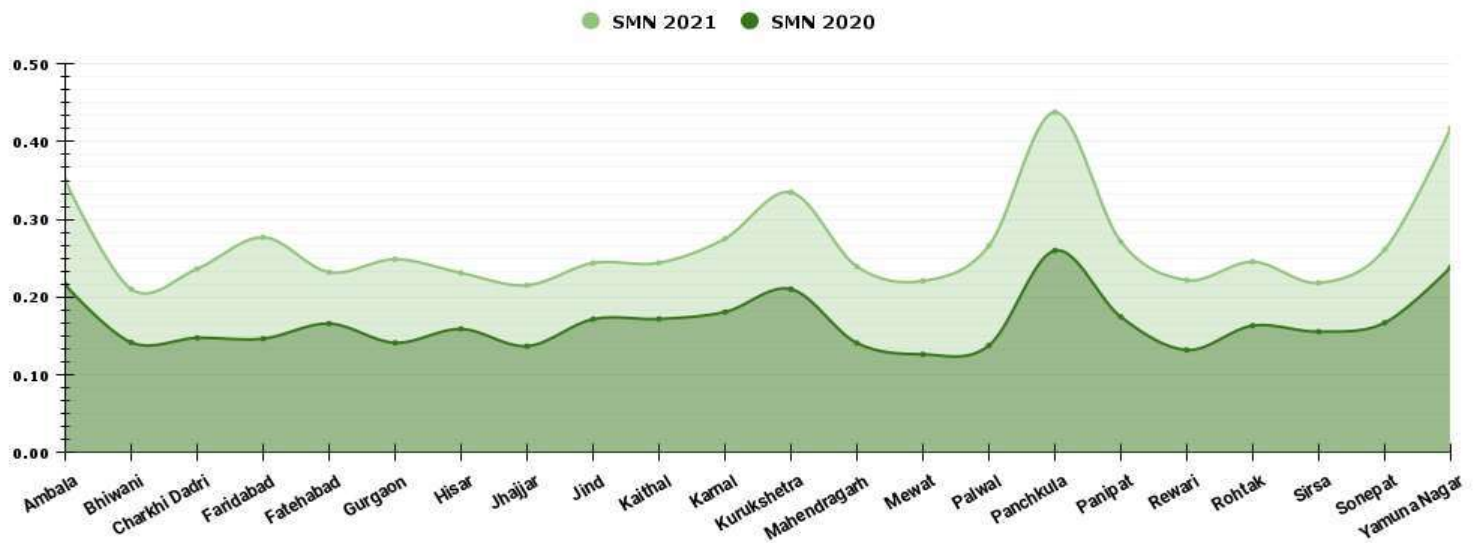
Not Available

Rainfall

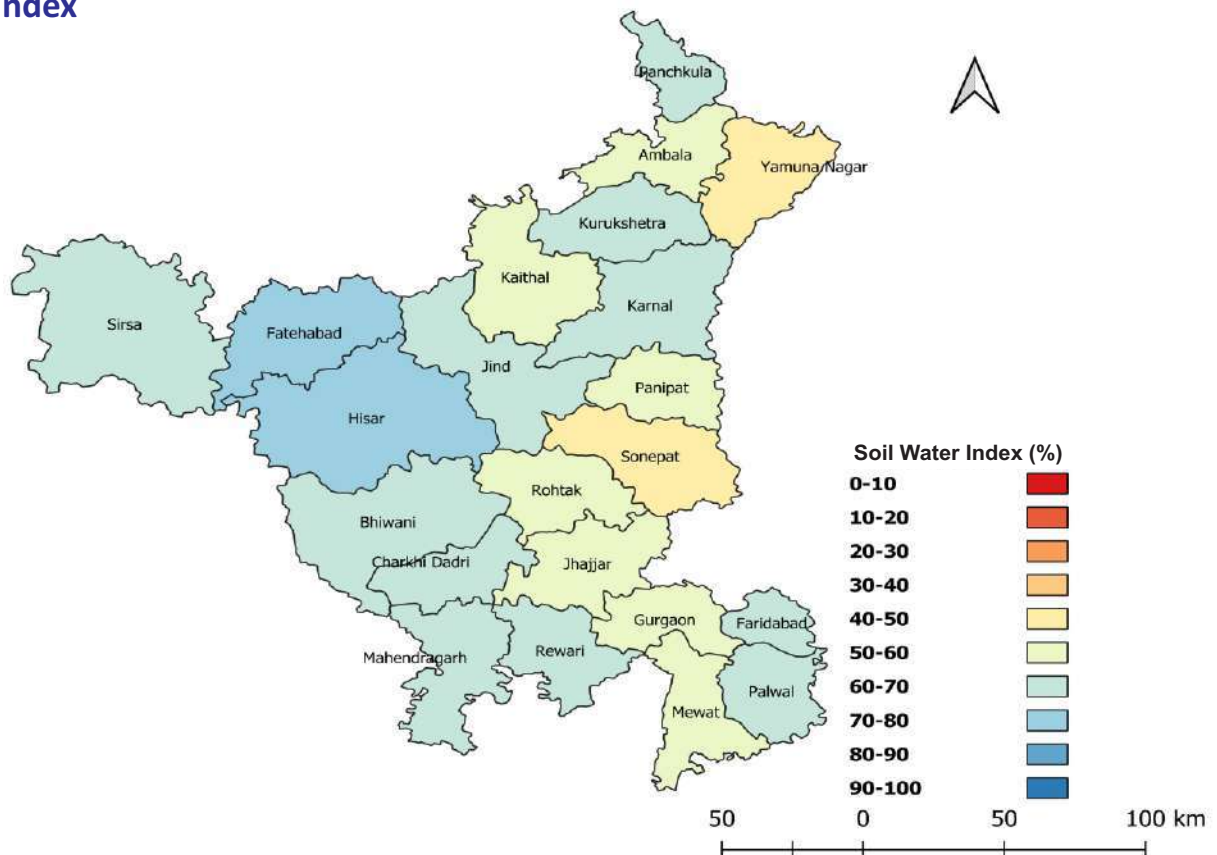




Smoothed Normalized Difference Vegetation Index (SMN)

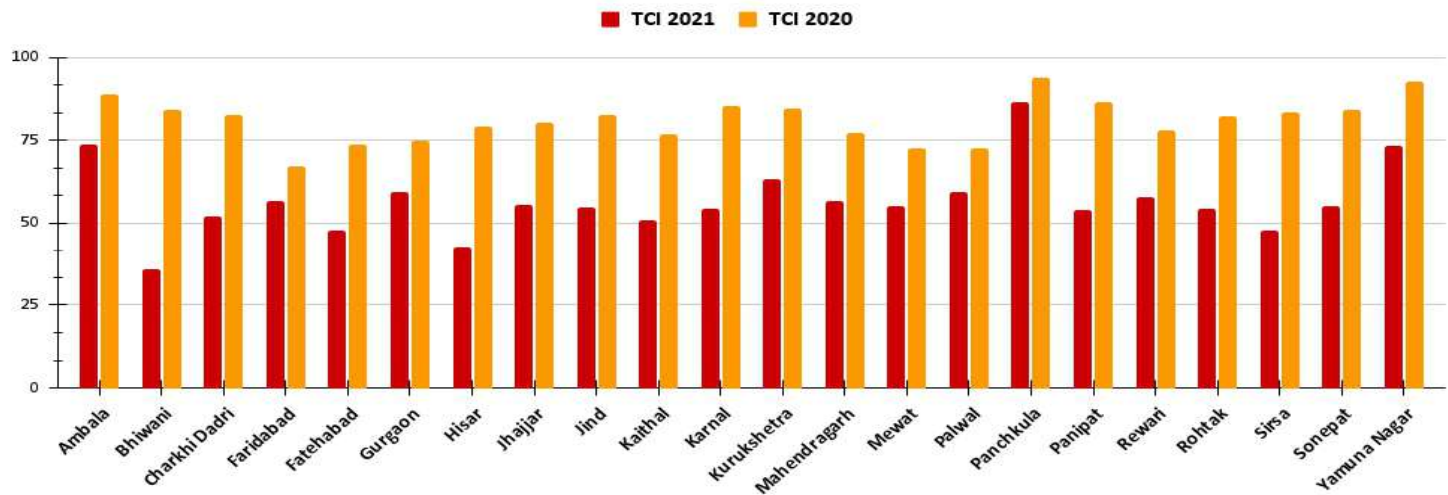


Soil Water Index



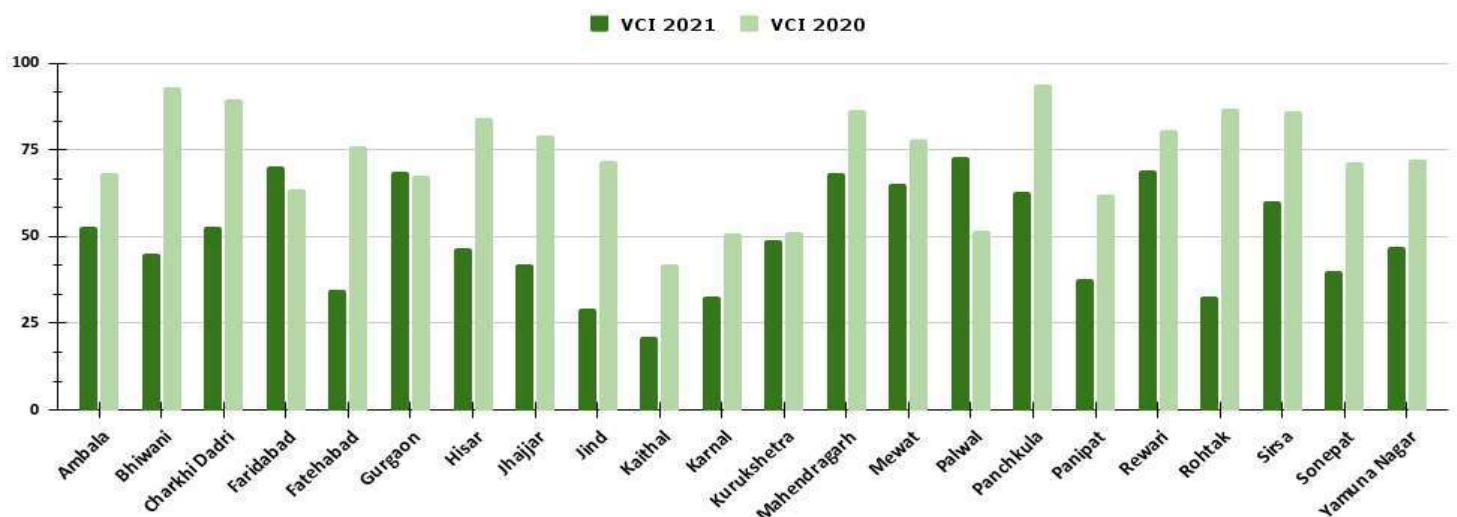


Temperature Condition Index (TCI)



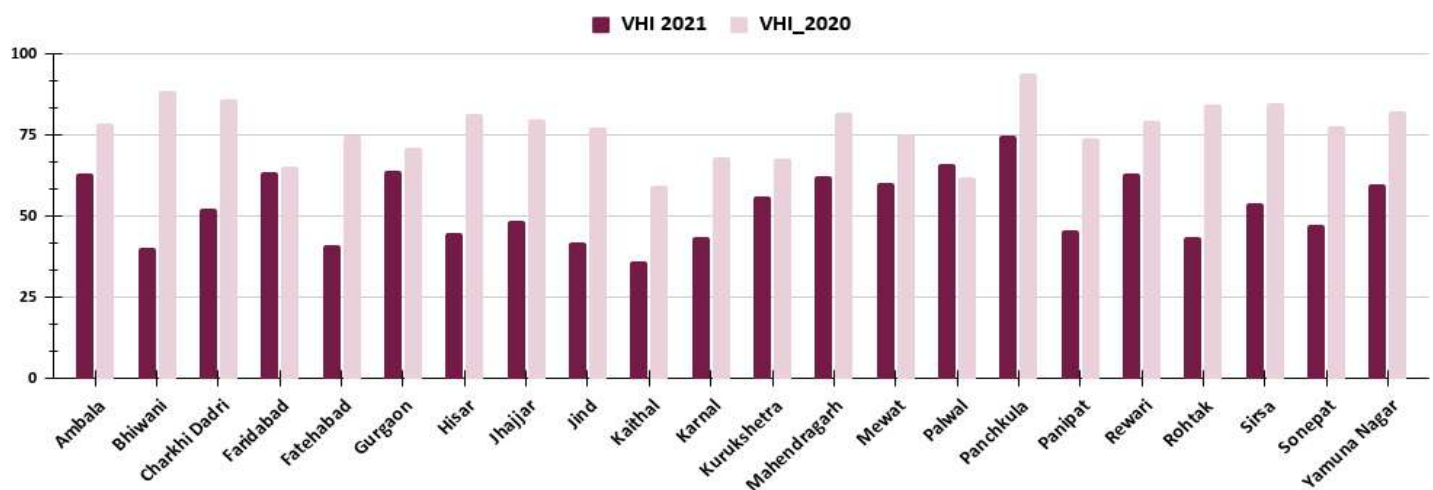
(TCI <40 indicates thermal stress; TCI >60: favorable condition)

Vegetation Condition Index (VCI)



(VCI <40 indicates moisture stress; VCI >60: favorable condition)

Vegetation Health Index (VHI)



(VHI <40 indicates vegetation stress; VHI >60: favorable condition)

(VHI>65 indicates good vegetation condition)

(VHI>85 indicates very good vegetation condition)

For Drought : (VHI<15 indicates drought from severe-to-exceptional intensity)

(VHI<35 indicates drought from moderate-to-exceptional intensity)



Crop Specific Advisory

State	District	Crop(Varieties)	Crop Specific Advisory
Haryana	Ambala	Rice	In Paddy, farmers are advised to complete the transplantation of paddy before 30 June
Haryana	Bhiwani	Cotton,Pearl Millet	Due to possibility of variable weather farmers are advised to keep weather in mind during irrigation and harrowing.
Haryana	Charkhi Dadri	Cotton,Pearl Millet	Due to possibility of variable weather farmers are advised to keep weather in mind during irrigation and harrowing.
Haryana	Faridabad	Rice	Constant monitoring of paddy nurseries against attack of bakanae disease is advised. Spraying of Carbendazim @ 2.0 gram per litre of water is advised. • In the paddy nursery, if upper leaves of the paddy seedlings become yellow and lower leaves remain green, it indicates the iron deficiency. Spraying of ferrous sulphate @ 0.5 % with 0.25% lime solution is recommended to overcome this problem
Haryana	Fatehabad	Rice	If yellowing occurs in the nursery, then spray the solution by making a solution of 0.5% zinc sulfate, 0.5% fersulfate and 2.5% urea. Repeat this spray at an interval of 4-5 days as per need. To prevent Bakani disease in paddy, 7 days before uprooting of the rice plant, sprinkle 250 grams of Carbendazim per half kanal in the sand in the nursery area. Uprooting rice plant in standing water only.
		Sesame (Gingelly/Til)	Sesame can be sown from the onset of rain till July, for sowing, use improved varieties- HT-2,C 50 and RT-40. Use seed rate of 2-2.5 kg per hectare. Seed treatment Treat with thiram or Captan @ 3 gm per kg of seed. Use 15 kg Nitrogen, 25 kg Phosphorous at the time of sowing.
		Cotton	The outbreak of thrips or churda is commonly seen in the cotton crop in the month of June. Use recommended insecticides only when the number of thrips reaches 10 or more per leaf. Do not use any highly toxic insecticides or mixtures of insecticides for thrips. If required, apply 1 liter of neem based insecticides like Nimbicidine or Achuck at the rate of 150-200 liters of water per acre for the first 2-3 sprays. Keep complete information about all the insecticides and fungicides used in the cotton crop. Do not cultivate lady's finger along with the cotton crop, as this increases the number of sucking insects
Haryana	Gurgaon	Rice	Constant monitoring of paddy nurseries against attack of bakanae disease is advised. Spraying of Carbendazim @ 2.0 gram per litre of water is advised. • In the paddy nursery, if upper leaves of the paddy seedlings become yellow and lower leaves remain green, it indicates the iron deficiency. Spraying of ferrous sulphate @ 0.5 % with 0.25% lime solution is recommended to overcome this problem
Haryana	Hisar	Rice	Irrigation and manure management must be done as per the requirement in the paddy nursery. If yellowing occurs in the nursery, then spray 0.5% zinc sulphate, 0.5% fersulfate and 2.5% urea solution. Repeat this spray at an interval of 4-5 days as per need. Remove unwanted and diseased plants in the nursery so that good quality seedlings can be produced. To prevent lilac disease in paddy, 7 days before uprooting the seedlings 250 Sprinkle one gram of Carbendazim per half kanal in the nursery area mixed with sand and spread in the seedling. Soak the paneer in standing water only.Prepare the field well for planting paddy and store the moisture. If water is available, start planting paddy.
		Pearl Millet	For the sowing of millet, arrange seeds of good varieties and if there has been good rain, then sow it when the weather is clear.
		Cotton	Manage irrigation and insect pest control in the cotton crop.
Haryana	Jhajjar	Cotton	Farmers are advised to do the hoeing-harrowing and eradicate the weeds. Regular surveillance of termite, thrips and white fly insects on cotton should be done
		Pigeon Pea (Red Gram/Arhar)	For sowing of Pigeon pea/ Arhar, farmers are advised to prepare the field for sowing and procure the good quality seed. Conserve the moisture in the field. Mid June to July is favourable time for sowing of this crop. Farmers can sow the crop if field have optimum soil moisture.
		Pearl Millet	Prepare the field for crops like pearl millet/ guar and conserve the soil moisture and procure the good quality seeds from reliable source. Farmers can sow the crop if field have optimum soil moisture.
		Rice	Provide the need based irrigation and fertilizer to the nursery of rice crop. If there is yellowness in nursery then spray 0.5 % zinc sulphate, 0.5 % ferrous sulphate and 2.5 % urea mixture in 4-5 days interval according to the need of crop plants.



Haryana	Jind	Rice	Farmers are advised to apply irrigation and manure in paddy nursery as per requirement, for transplanting paddy, prepare the field properly and store the moisture in it. Farmers are also advised to spray 0.5% zinc sulphate, 0.5% ferrous sulphate and 2.5% urea solution during yellowing in nursery, if required repeat this spray at an interval of 4-5 days. Sprinkle 250 grams of Carbendazim per half kanal by mixing with sand in the nursery, 7 days before uprooting of the panicle to prevent lilac disease in paddy. Uproot the saplings in standing water only. Water stagnation during the daytime in nursery is very harmful for the young seedlings due to intense sunlight.
			Therefore to avoid water stagnation in nursery during daytime farmers are advised to apply irrigation during evening hours.
		Green Gram	Due to possibility of rainfall, farmers are advised to withhold the spray and irrigation in late sown Moong crop. Farmers are also advised to keep weather conditions in mind during picking of mature pods in early or timely sown Moong crop. Incorporate the green biomass after complete picking of mature pods for green manuring.
		Cotton	Farmers are advised to uproot the plants withered by the disease to prevent further spread of the disease. Farmers are also advised to keep regular watch at their field because this weather is favourable for the incidence of cotton leaf curl virus disease and thrips in cotton crop, if any plant is found infested with the disease, immediately uproot it and destroy it whereas in case of thrips attack, use recommended insecticide only when the number of thrips reaches 10 or more per leaf. Do not grow ladyfinger along with the cotton crop, as this increases the number of sucking insects-pests in cotton crop. Due to possibility of rainfall, farmers are advised to withhold the spray and irrigation in Cotton crop
		Pearl Millet	Farmers are advised to prepare the field and conserve the soil moisture for pearl millet sowing.
Haryana	Kaithal	Maize	This season is suitable for sowing of maize, so farmers are requested to sow maize. For sowing of maize, sow 8 kg/acre seed. • Sow maize in high altitude fields only. so that the water can be drained. • Do sowing on ridges only. • To protect the crop from diseases seed treatment is necessary. Seed should be treated with 4 gram thiram or captan 2.5 gram for the management of seed born disease and 7 gm imidacloprid against termites per kg seed.
		Rice	For protection against bakanae disease in paddy crop, spray of 250 grams of Carbendazim per half kanal in the sand before uprooting of 7 days in the nursery Soak the transplant in standing water only.
		Pigeon Pea (Red Gram/Arhar)	The farmers who want to sow red gram, they should sow red grain when the wattar comes in the field.
Haryana	Karnal	Rice	Dry and hot weather farmers are advised to apply the needful light irrigation in existing/standing paddy nursery. Farmers are advised to prepare the paddy/scented paddy nursery to add 10 to 12 cart compost khad/organic fertilizer with certified seed of paddy. Before the sowing of paddy seed it should be treated with 10 g Bavistin or 10 g Amissan + 2.5g Pausamycin or 1g Streptocycline solution mixed with 10 liter water and soaked 10-12 kilogram paddy seed kept it up to 24 hrs, then filter it and spread on cemented floor cover with gunny bags, left it 24-36 hrs and spray/apply time to time water to avoid the sprouting.
		Cotton	Keeping in view of dry and hot weather farmers are advised to apply irrigation in timely sown cotton.
		Fodder Maize	Keeping in view of dry and hot weather farmers are advised to apply irrigation.
Haryana	Kurukshetra	Maize	This season is suitable for sowing of maize, so farmers are requested to sow maize. For sowing of maize, sow 8 kg/acre seed. • Sow maize in high altitude fields only. so that the water can be drained. • Do sowing on ridges only. • To protect the crop from diseases seed treatment is necessary. Seed should be treated with 4 gram thiram or captan 2.5 gram for the management of seed born disease and 7 gm imidacloprid against termites per kg seed.
		Rice	For protection against bakanae disease in paddy crop, spray of 250 grams of Carbendazim per half kanal in the sand before uprooting of 7 days in the nursery Soak the transplant in standing water only.
		Pigeon Pea (Red Gram/Arhar)	The farmers who want to sow red gram, they should sow red grain when the wattar comes in the field.
Haryana	Mahendragarh	Cotton	Due to possibility of variable weather conditions after 48 hours, farmers are advised to keep weather in mind while hoeing-harrowing in cotton crop to avoid weeds and conserve soil moisture in soil.
		Pearl Millet	Due to possibility of variable weather conditions after 48 hours, farmers are advised to keep weather in mind sowing of bajra crop.



Haryana	Mewat,Palwal	Rice	Constant monitoring of paddy nurseries against attack of bakanae disease is advised. Spraying of Carbendazim @ 2.0 gram per litre of water is advised. • In the paddy nursery, if upper leaves of the paddy seedlings become yellow and lower leaves remain green, it indicates the iron deficiency. Spraying of ferrous sulphate @ 0.5 % with 0.25% lime solution is recommended to overcome this problem
Haryana	Panipat	Rice	Irrigate the rice nursery in the evening as per need to ensure that there is no water stagnation in the nursery bed during daytime. Apply urea @ 25Kg/acre nursery area in 10-14 days old nursery. apply Ferrus sulphate @ 0.5% for healthy nursery. Transplanting of Rice has commenced . Start the transplanting work with long duration varieties
		Green Gram	Harvest the mature pods to collect grain from summer moong. 2-3 pickings are possible depending upon the date of transplanting paddy. Incorporate the green biomass for green manuring
Haryana	Rewari	Cotton	Due to possibility of variable weather conditions after 48 hours, farmers are advised to keep weather in mind while hoeing-harrowing in cotton crop to avoid weeds and conserve soil moisture in soil.
		Pearl Millet	Due to possibility of variable weather conditions after 48 hours, farmers are advised to keep weather in mind sowing of bajra crop.
Haryana	Rohtak	Rice	For those farmers who have done direct sowing of paddy, then first irrigation should be done after 21 days of sowing and one third of the recommended quantity of urea must be applied after watering. >>Irrigation and fertilizer management must be done as per the requirement in the paddy nursery. >>Prepare the field well for paddy planting and store the moisture. If water is available, start planting paddy
		Cotton	If there is water logging in the field after rain, then make proper arrangements for drainage from the field.
Haryana	Sirsa	Rice	Irrigation and manure management must be done as per the requirement in the paddy nursery. If yellowing occurs in the nursery, then spray 0.5% zinc sulphate, 0.5% fersulfate and 2.5% urea solution. Repeat this spray at an interval of 4-5 days as per need. Remove unwanted and diseased plants in the nursery so that good quality seedlings can be produced. To prevent lilac disease in paddy, 7 days before uprooting the seedlings 250 Sprinkle one gram of Carbendazim per half kanal in the nursery area mixed with sand and spread in the seedling. Soak the paneer in standing water only.Prepare the field well for planting paddy and store the moisture. If water is available, start planting paddy.
		Pearl Millet	For the sowing of millet, arrange seeds of good varieties and if there has been good rain, then sow it when the weather is clear.
		Cotton	Manage irrigation and insect pest control in the cotton crop.
Haryana	Sonipat	Cotton	Due to possibility of light rainfall on 27 June, farmers are advised to keep weather in mind while hoeing-harrowing in cotton crop to avoid weeds and conserve soil moisture in soil.
		Rice	Irrigation and manure management must be done in the paddy nursery as per the requirement. Prepare the field well for planting paddy and store the moisture. If water is available, start planting paddy. If there is yellowing in nursery, then spray 0.5% zinc sulphate, 0.5% fersulfate and 2.5% urea solution. Repeat this spray as needed at an interval of 4-5 days. To prevent lilac disease in paddy, seven days before plucking, carbendazim at the rate of 1 gm/sqm should be mixed with sand and spread it evenly in the paneer.
Haryana	Yamunanagar	Rice	Farmers who have transplanted paddy should irrigate their paddy crop as the weather is likely to remain dry till June 25.

KARNATAKA

The cultivable area of the state is 66.1%. This includes the net sown area (55.1%). The state has 1.3 million ha under paddy cultivation which is both irrigated and rainfed.

Kharif Major Crops

Maize, Jowar, Great millet, Bajra, Green gram, Groundnut, Cotton and Soybean are the major crops grown in Kharif season.

Agro-climatic Zones of Karnataka

Sr. No	Agro-Climatic zone	Districts
1	Central Dry Zone	Tumkuru, Davanagere, Chitradurga, Chikkamagaluru
2	Coastal Zone	Udupi, Dakshina Kannada
3	Eastern Dry Zone	Kolara, Chikkaballapur, Bengaluru Urban, Bengaluru Rural
4	Hill Zone	Shivamogga, Kodagu, Uttara Kannada
5	North East Transition Zone	Bidar
6	North Eastern Dry Zone	Yadgir, Raichur, Gulbarga
7	Northern Dry Zone	Bellari, Koppala, Gadag, Dharwad, Vijayapura, Belagavi, Bagalkot
8	Northern Transition Zone	Haveri
9	Southern Dry Zone	Mysuru, Mandya, Hassan
10	Southern Transition Zone	Ramanagar, Chamarajanagar

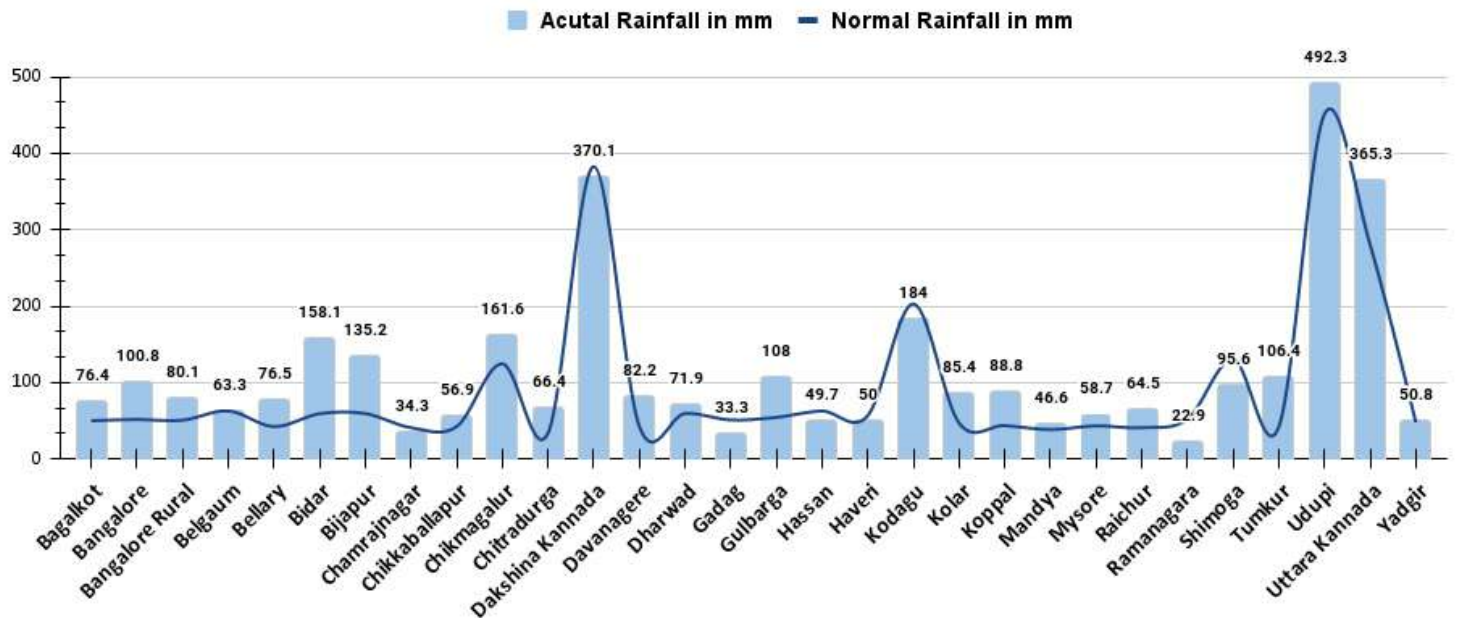
Reservoir Storage Status

NAME OF RESERVOIR	FRL (MTS)	LIVE CAP. AT FRL (BCM)	THIS SEASON		LAST SEASON	
			LEVEL (MTS)	LIVE STORAGE (BCM)	LEVEL (MTS)	LIVE STORAGE (BCM)
KRISHNARAJA SAGARA	752.5	1.163	739.91	0.227	742.71	0.374
TUNGABHADRA	497.74	3.276	484.72	0.285	482.86	0.174
GHATAPRABHA(HIDKAL)	662.95	1.391	637.51	0.084	639.76	0.207
BHADRA	657.76	1.785	644.96	0.601	642.09	0.421
LINGANAMAKKI	554.43	4.294	542.32	1.512	536.34	0.773
NARAYANPUR	492.25	0.863	488.71	0.350	488.80	0.358
MALAPRABHA(RENUKA)	633.83	0.972	624.84	0.183	625.99	0.244
KABINI	696.66	0.444	690.93	0.179	689.48	0.121
HEMAVATHY	890.63	0.927	878.24	0.251	877.93	0.240
HARANGI	871.42	0.22	862.39	0.082	863.57	0.087
SUPA	564	4.12	536.40	1.506	530.11	1.101
VANI VILAS SAGAR	652.28	0.802	642.82	0.253	640.58	0.183
ALMATTI	519.6	3.105	508.95	0.366	511.00	0.647
GERUSOPPA	55	0.13	50.25	0.103	49.16	0.098
MANI DAM	594.36	0.884	570.52	0.071	572.14	0.098
TATTIHALLA	468.3	0.249	452.90	0.017	450.50	0.004

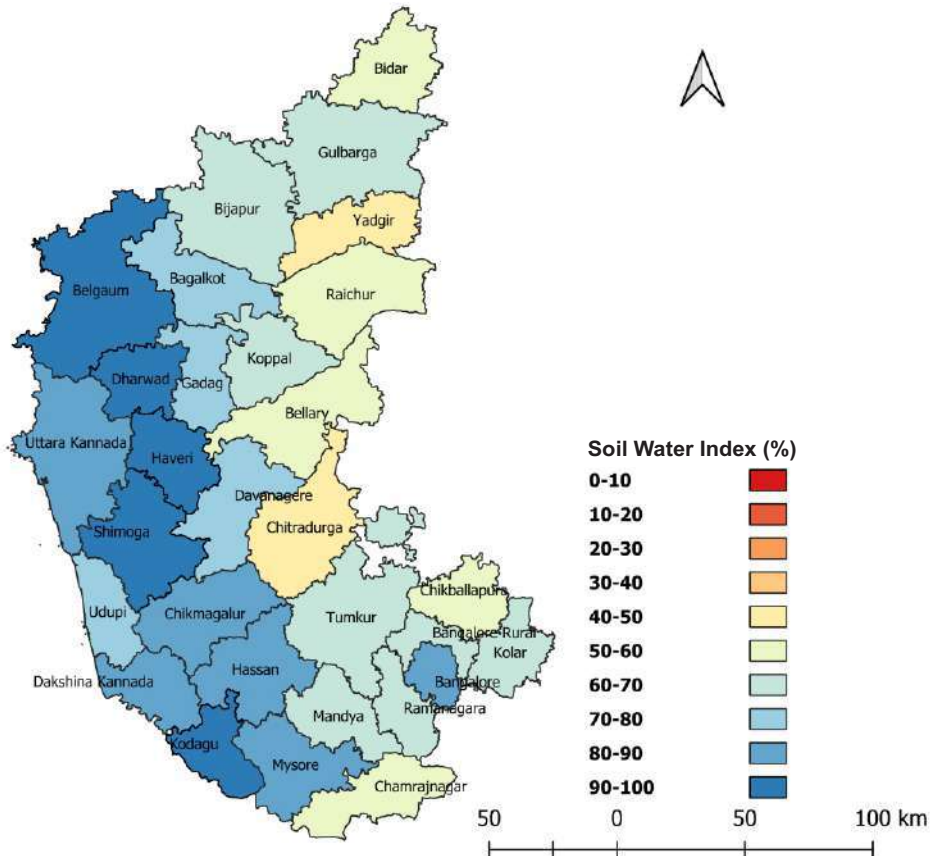
LAST YEAR STORAGE AS % OF LIVE CAP AT FRL	% OF THIS YR STORAGE TO LAST
32	61
5	164
15	41
24	143
18	196
41	98
25	75
27	148
26	105
40	94
27	137
23	138
21	57
75	105
11	72
2	425



Rainfall

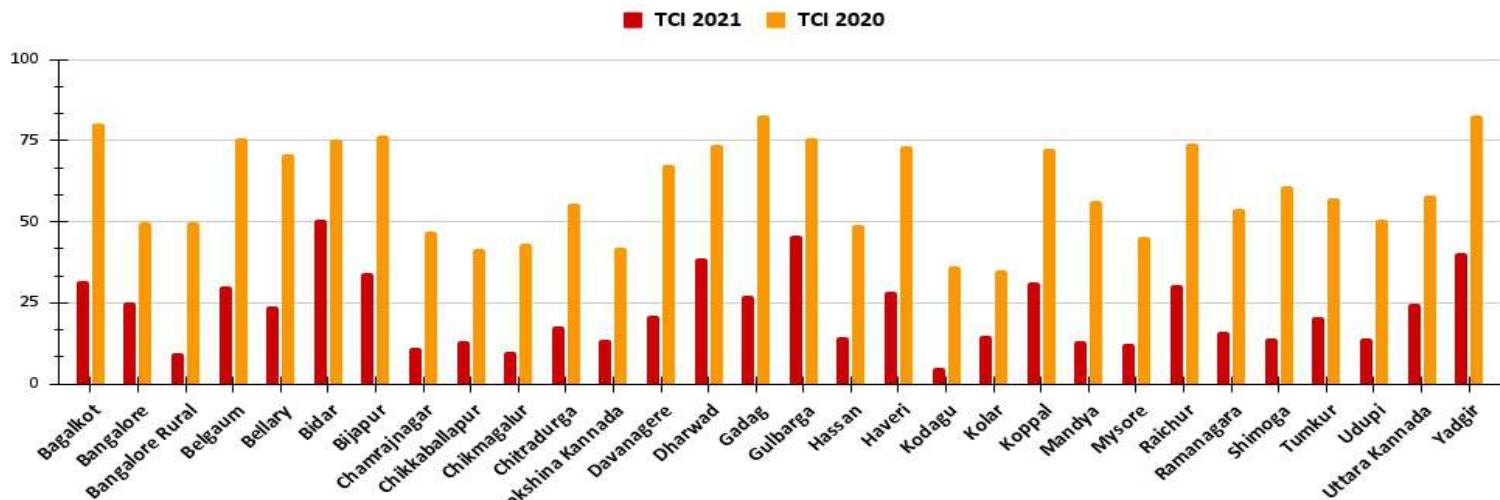


Soil Water Index



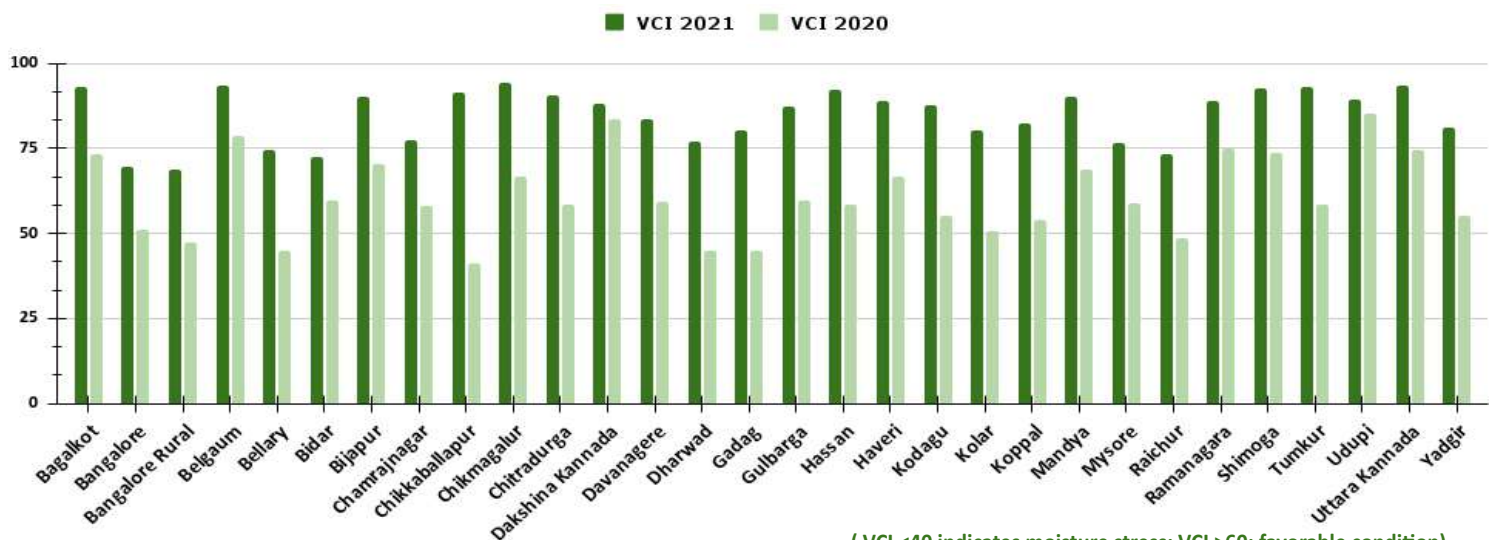


Temperature Condition Index (TCI)



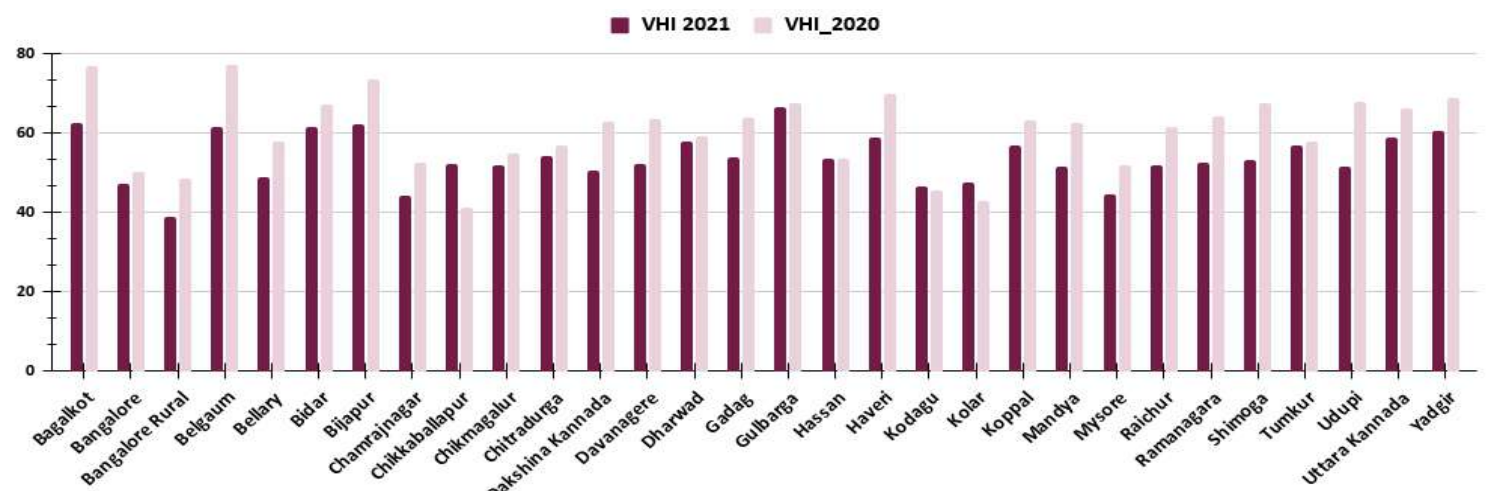
(TCI <40 indicates thermal stress; TCI >60: favorable condition)

Vegetation Condition Index (VCI)



(VCI <40 indicates moisture stress; VCI >60: favorable condition)

Vegetation Health Index (VHI)



(VHI <40 indicates vegetation stress; VHI >60: favorable condition)

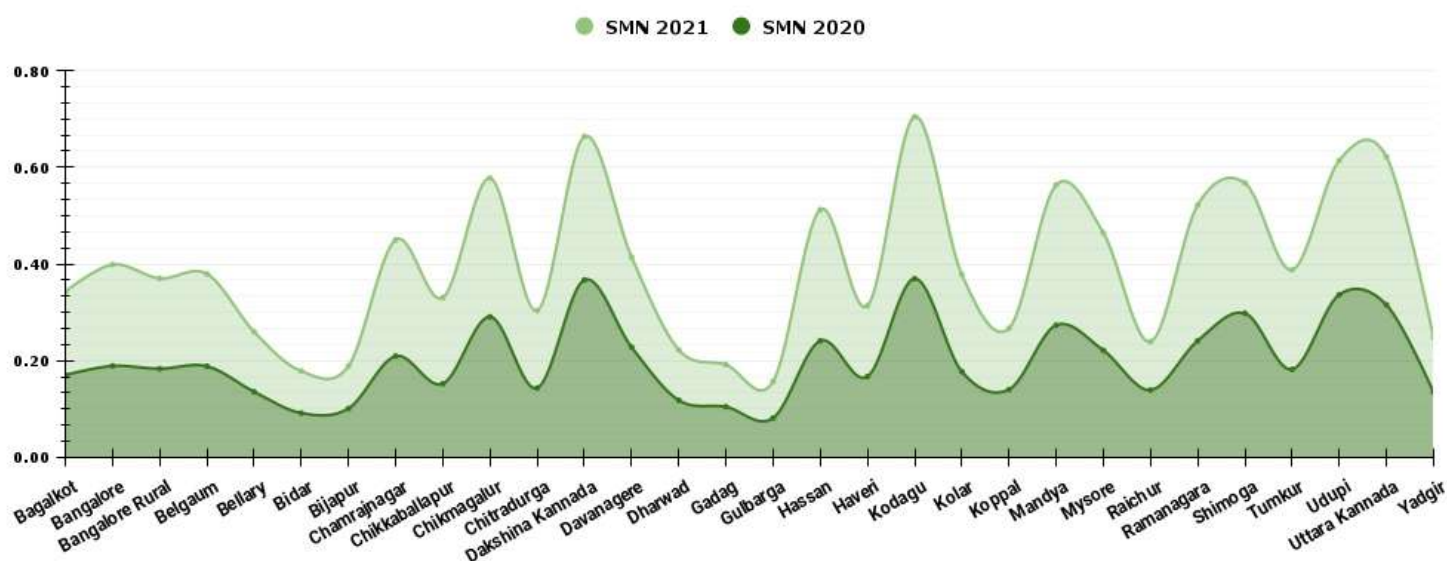
(VHI>65 indicates good vegetation condition)

(VHI>85 indicates very good vegetation condition)

For Drought : (VHI<15 indicates drought from severe-to-exceptional intensity)

(VHI<35 indicates drought from moderate-to-exceptional intensity)

A wide landscape photograph showing a green field with a wooden fence in the foreground, a line of trees in the distance, and a clear blue sky. The field is divided into sections by a fence, with some areas appearing to be corn or similar crops. The background is a dense line of trees under a clear sky.



Crop Specific Advisory

State	District	Crop(Varieties)	Crop Specific Advisory
Karnataka	Ballary	Rice	For control of gall midge in paddy, farmers are adviced to take up soil application of Carbofuron 3GR or Fipronil 0.3G @ 8 kg/acre or spray of Chlorpyriphos 20 EC @ 2 ml/lit or Carbosulfan 25 EC @ 2 ml/lit or Fipronil 5 SC @ 1 ml/lit or Thiamethoxam 25 WG @ 0.5 g/lit of water. Before taking up of plant protection measures, farmers are adviced to drain out water from paddy field.
		Groundnut	The early sown crop is at physiological maturity go for harvesting of crops. After threshing it's better to sort out the damaged and infected pods/kernel inorder to avoid post-harvest infection.
Karnataka	Belagav,Dharwad	Green Gram/ Black Gram	Sowing of Green gram and Black gram May taken up where is favorable for sowing.
		Soybean,Ground Nut	Sowing May be continued where moisture is favorable for sowing.
		Cotton	Sowing of Cotton may be continued where moisture is favorable for sowing
Karnataka	Kodagu	Rice	Green manuring crops like Sunhemp and Dhiancha can be sown in paddy fields with the receipt of rainfall or apply 4-6 tons of FYM/acre. With the view of Normal monsoon select High yielding long duration variety like Tunga, Intan, KPR-1, KPR-2 and Hemavati.
Karnataka	Mandya	Rice	Suitable Varieties for sowing in the month of June. Paddy- Jaya, B.R-2655, I.R- 30864 (suitable for saline soil).
		Maize	Suitable Varieties for sowing in the month of June. Maize – Hema, Nithyashree, N.A.C-6002, N.A.C-6004
Karnataka	Tumkuru	Maize	Maize variety Hybrid-Hema, Hybrid-Nithyashree, Composite NAC 6004, Composite NAC 6002 is recommended for May-June month sowing. Before sowing seed treatment with 200 gm Azospirillum
		Pigeon Pea (Red Gram/Arhar)	Redgram variety BRG 1 and BRG 2 is recommended for May-June monthsowing. Before sowing seed treatment with 200 gm Rhizobium.
Karnataka	Uttarakannada	Paddy	Paddy growing farmers should use the recommended variety for their area. For low land paddy Intan, Abhilash, Doddigya. For upland paddy Amrut or Prasanna variety can be used. · For drill sown area farmers should select good quality seeds and keep ready for sowing. Selected seeds should be treated with bavistin as seed treatment to avoid the seed borne diseases.(1gm /kg seeds). · Drill sowing of Paddy can be taken up.
		Maize	Maize sowing can be taken up. · Farmers can select the hybrids like DMH-2,Arjun and other hybrids available in the market. · As a basal dose farmers should apply 30:75:30 kg of N:P:K fertilizers. Along with this farmers should also apply 25kg zinc sulphate at the time of sowing. · Sowing should be taken up with a spacing of 60X20 cm.
		Cotton	Select these varieties DHH-11, NCH-145, NHH-44, DHB-105 and Sahana. · Use the Bt hybrids available in the market · Fertilizer dosage per hectare 30kg N (65 kg urea), 30 kg P (187 kg SSP), 30 kg K (50kg Potassium Sulphate), 25 kg Zinc Sulphate and 25 kg Ferrous sulphate. · Seed rate Hybrids – 2.5 to 3 kg/ha and varieties- 5 to 6 kg/ha · Cotton dibbling can be taken up.

RAJASTHAN

The cultivable area is 74.9% of total geographical area and the net sown area is 17.096 million hectare. The percentage of net irrigated sown area is 30.6%.

Kharif Major Crops

The Kharif crops include bajra, pulses, jowar, maize and groundnut. The regions that are highly irrigated or receive abundant water supply are utilized for the cultivation of improved high-yielding varieties of rice. Some places of Rajasthan that has black soil nurture the growth of major cash crops like cotton.

Agro-Climatic Zones of Rajasthan

Sr. No.	Agro-Climatic Regions	Districts
1	Arid western plain	Barmer & part of Jodhpur
2	Irrigated north western plain	Sri Ganganagar, Hanumangarh
3	Hyper arid partial irrigated zone	Bikaner, Jaisalmer, Churu
4	Internal drainage dry zone	Nagaur, Sikar, Jhunjhunu, Part of Churu
5	Transitional plain of Luni basin	Jalore, Pali, Part of Sirohi, Jodhpur
6	Semi-arid eastern plains	Jaipur, Ajmer, Dausa, Tonk
7	Flood prone eastern plain	Alwar, Dholpur, Bharatpur, Karauli, Sawai Madhopur
8	Sub-humid southern plains	Bhilwara, Udaipur, Chittorgarh, Rajsamand, Pratapgarh
9	Humid southern plains	Dungarpur, Udaipur, Banswara, Chittorgarh
10	Humid south eastern plain	Kota, Jhalawar, Bundi, Baran

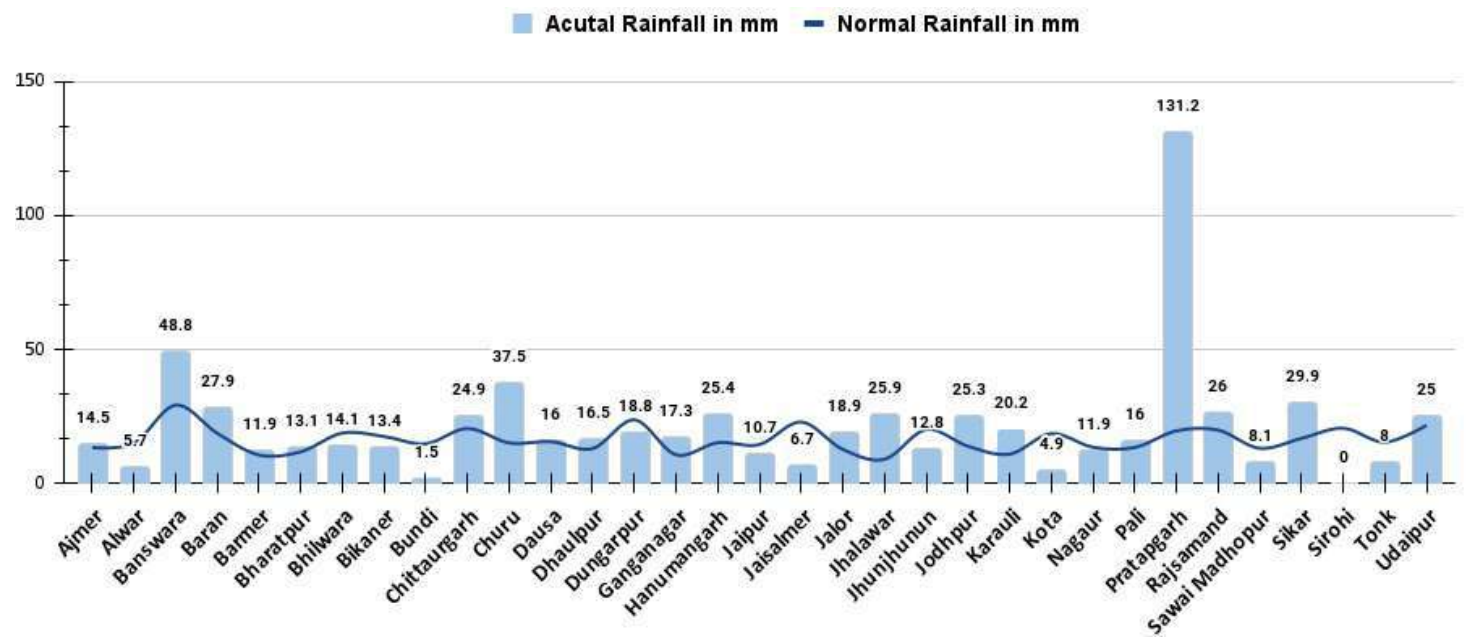
Reservoir Storage Status

NAME OF RESERVOIR	FRL (MTS)	LIVE CAP. AT FRL (BCM)	THIS SEASON		LAST SEASON	
			LEVEL (MTS)	LIVE STORAGE (BCM)	LEVEL (MTS)	LIVE STORAGE (BCM)
MAHI BAJAJ SAGAR	280.75	1.711	269.15	0.528	270.00	0.599
JHAKAM	359.5	0.132	344.75	0.029	346.35	0.036
RANA PRATAP SAGAR	352.81	1.436	348.30	0.623	348.27	0.618
BISALPUR	315.5	1.076	309.94	0.301	312.95	0.629

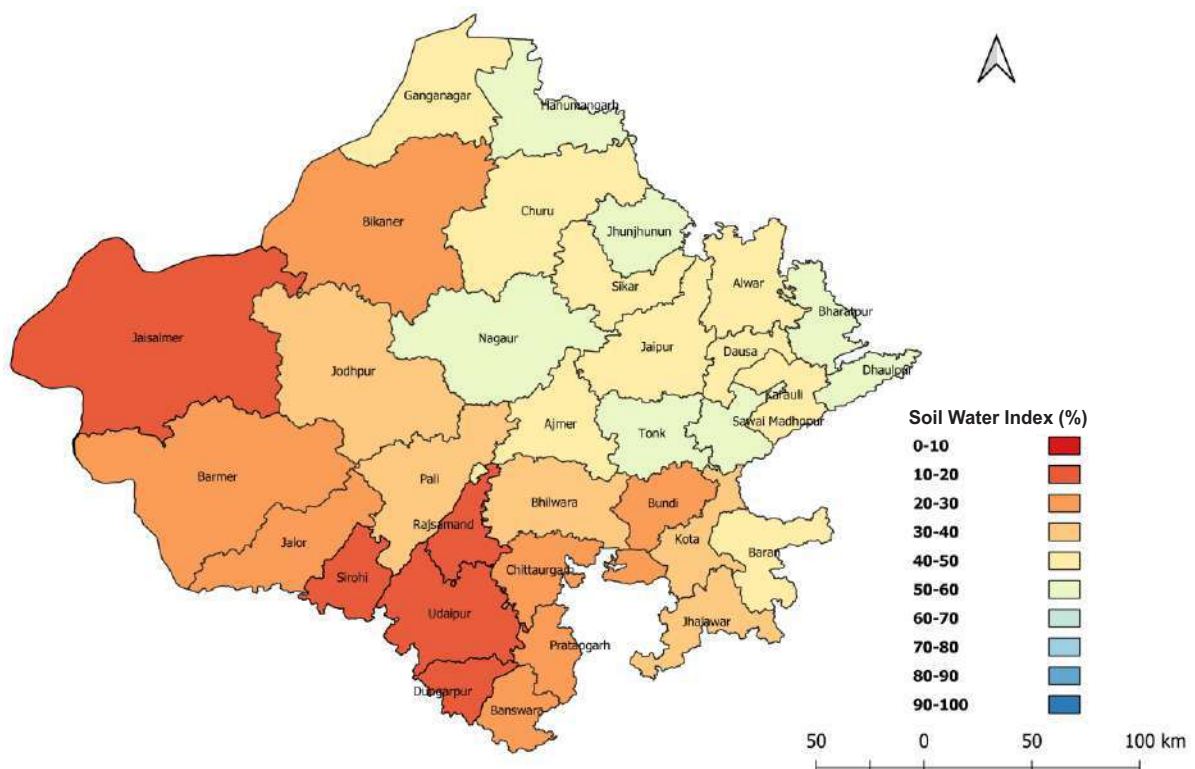
LAST YEAR STORAGE AS %	% OF THIS YR STORAGE TO LAST
35	88
27	81
43	101
58	48



Rainfall

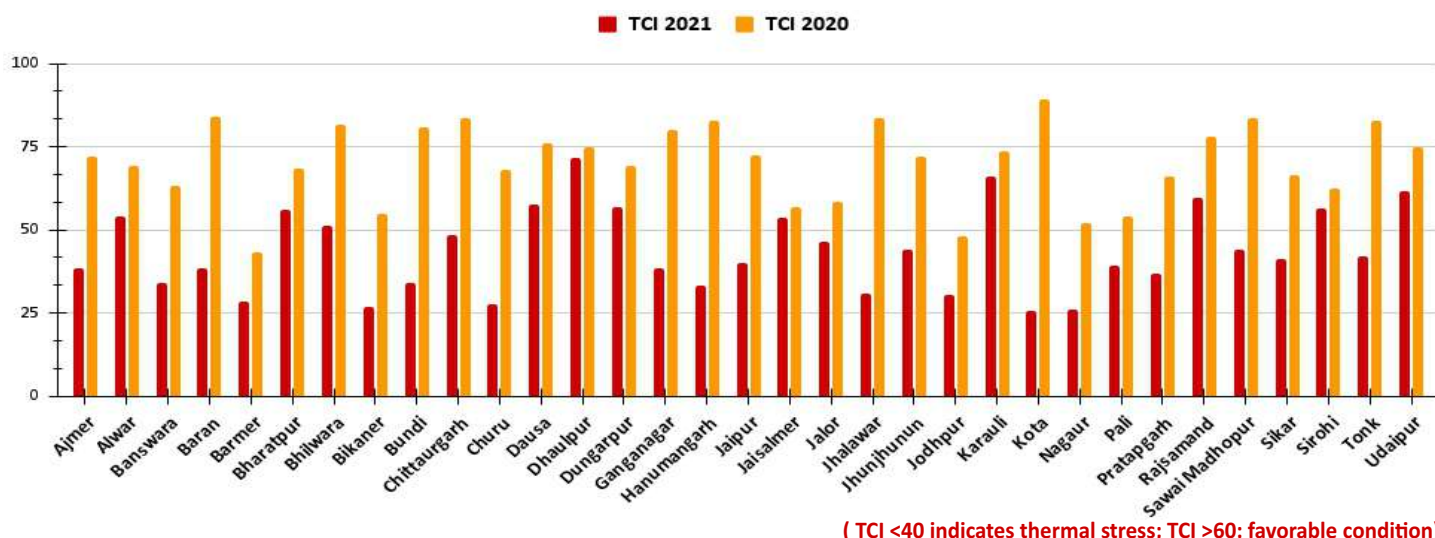


Soil Water Index

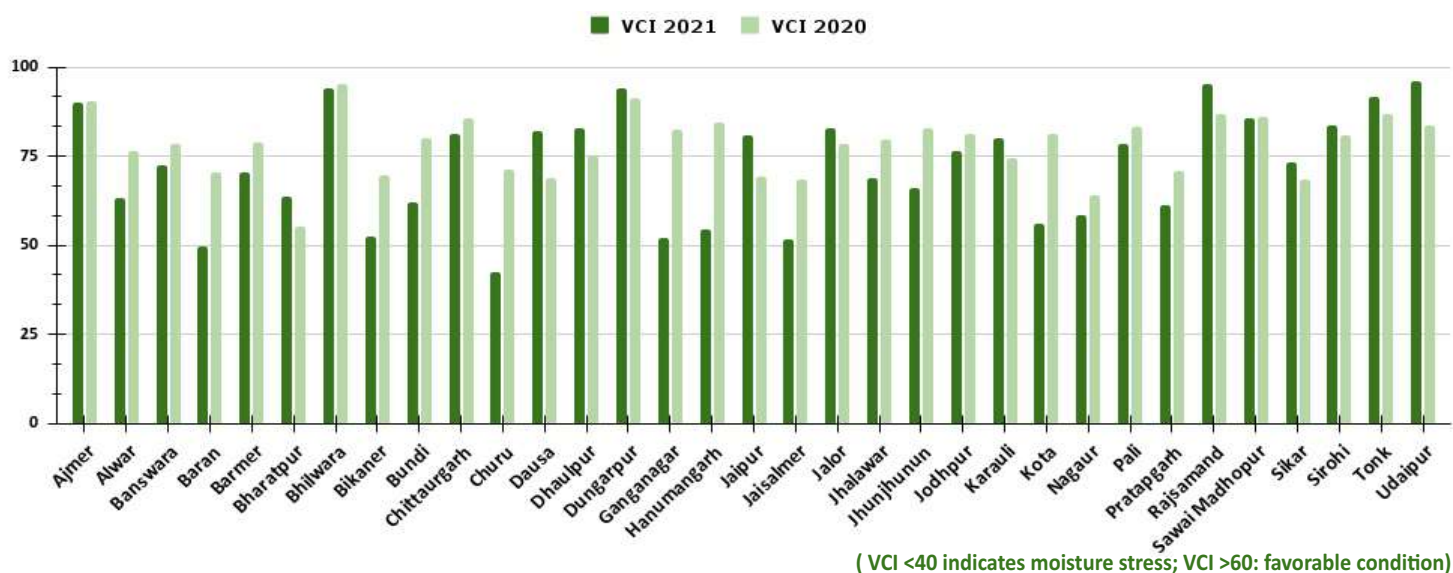




Temperature Condition Index (TCI)

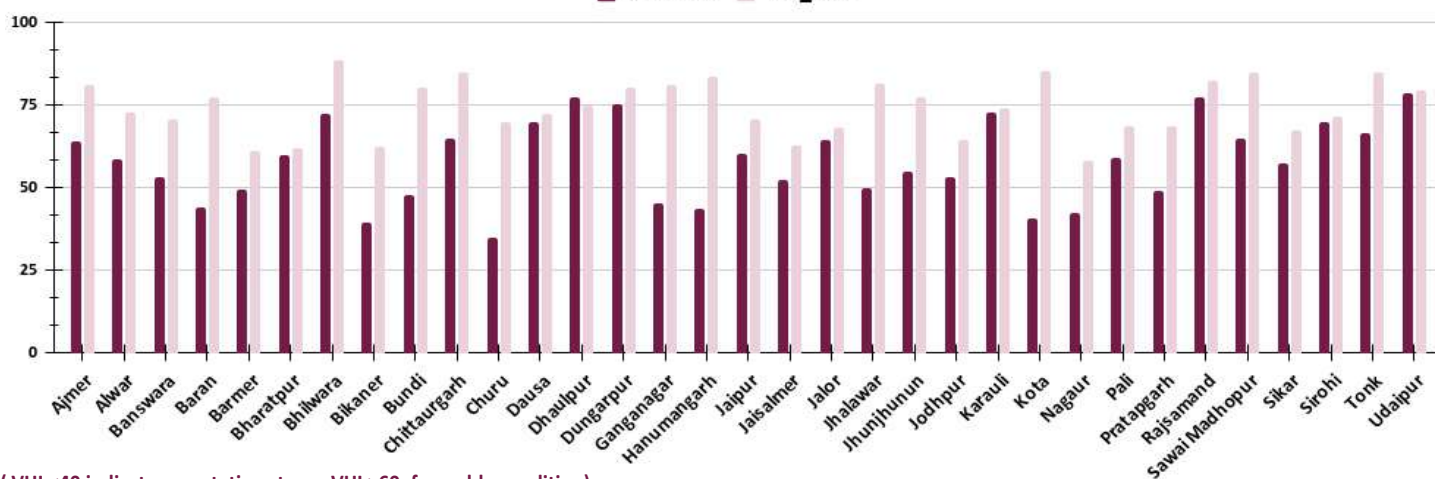


Vegetation Condition Index (VCI)



Vegetation Health Index (VHI)

■ VHI 2021 ■ VHI_2020



(VHI <40 indicates vegetation stress; VHI >60: favorable condition)

(VHI>65 indicates good vegetation condition)

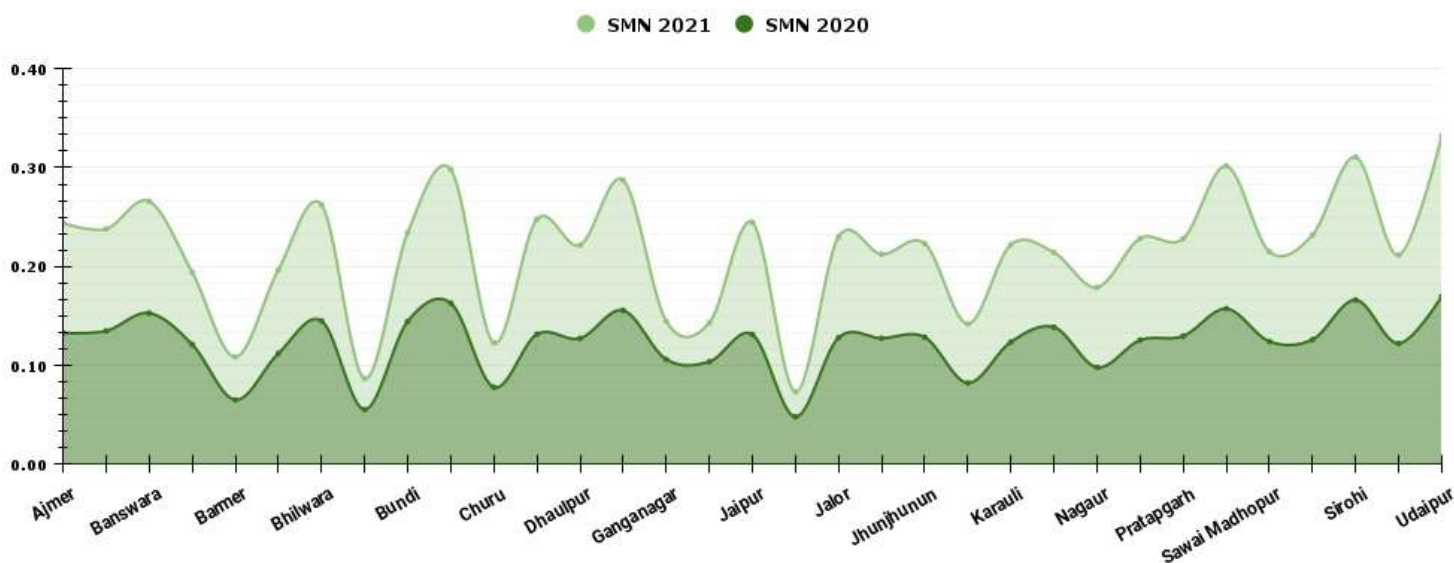
(VHI>85 indicates very good vegetation condition)

For Drought : (VHI<15 indicates drought from severe-to-exceptional intensity)

(VHI<35 indicates drought from moderate-to-exceptional intensity)



Smoothed Normalized Difference Vegetation Index (SMN)



Crop Specific Advisory

State	District	Crop(Varieties)	Crop Specific Advisory
Rajasthan	Ajmer	Groundnut	First fortnight of the June month is appropriate time for sowing of groundnut. On the basis of soil testing farmers are advised to mix 250 kg gypsum per hector before final ploughing. To control White grub, treat groundnut seeds with Clothianidin 50 W.D.G. @ 2 g or imidacloprid 17.8 SL @ 3.0 ml per kg seed.
		Fodder Pearl Millet/ Sorghum	Farmers are advised to sown early fodder crops like millet and sorghum for the rainy season
		Cotton	It is favorable time for cotton sowing so farmers are advised to sown the cotton
Rajasthan	Banswara	Maize	Sowing of kharif crops do at sufficient soil moisture
Rajasthan	Barmer	Pearl Millet	The optimum time for sowing of pearl millet is start from mid of June. So, farmers are advised to arrange the fertilizers, chemical and improved varieties are MPMH-21, MPMH-17, GHB-905, MBC-2, HHB-67(improved), GHB-719, CZP-9802, GHB-744, RHB-177, HHB-197 and RHB-173.
		Green Gram	The optimum time for sowing of green gram crop up to mid-July, so arrange fertilizers, chemical for seed treatment and certified seed IPM-02-3, MH-2-15, SML-668, RMG344, RMG-268, RMG-62, GM-4, K-851
Rajasthan	Bhilwara	Maize	Improved varieties of maize:- Pratap QPM-1, HQPM-1, HQPM-5, PEHM-2 and Pratap hybrid maize-1, Pratap Makka-9, Pratap hybrid Makka-3
		Soybean	Improved varieties of soybean:- Pratap soya-1, Pratap Raj soya- 24, NRC-37
		Ground Nut	Improved varieties of groundnut:- Pratap groundnut-1, Pratap groundnut-2, JL-24, GG-1. On the basis of soil testing farmers are advised to mix 250 kg gypsum per hector before final ploughing. At the time of sowing give SSP 375 kg and Urea 35 kg /ha behind the plough.
		Sorghum	For the control of suit fly in sorghum, sowing of crop should be completed within the week after receiving of first monsoon rainfall. Improved varieties of sorghum:- CSV-15, CSV-17, Pratap sorghum-1430, CSV-23 Fodder purpose (Multicut):- MP charri, SSG-59-3 Single cut:- Rajasthan charri-1, Rajasthan charri-2, Pratap charri-1080 .
Rajasthan	Chitorgarh	Maize	Improved varieties of Maize:- Pratap QPM-1, HQPM-1, HQPM-5, PEHM-2, Pratap hybrid maize-1, Pratap Makka-9, Pratap hybrid Makka-3, Bio-9682, DHM-121 etc.
		Soyabean	Improved varieties of Soybean:- Pratap Soya-1, Pratap Soya-45, Pratap Raj Soya- 24 (RKS-24), JS 20-34, JS 20-29 etc.
Rajasthan	Churu	Green Gram	The optimum time for sowing of green gram crop up to mid-July, so arrange fertilizers, chemical for seed treatment and certified seed IPM-02-3, MH-2-15, SML-668, RMG344, RMG-268, RMG-62, GM-4, K-851.
Rajasthan	Dausa	Groundnut	First fortnight of the June month is appropriate time for sowing of groundnut. On the basis of soil testing farmers are advised to mix 250 kg gypsum per hector before final ploughing. To control White grub, treat groundnut seeds with Clothianidin 50 W.D.G. @ 2 g or imidacloprid 17.8 SL @ 3.0 ml per kg seed
		Cotton	It is favorable time for cotton sowing so farmers are advised to sown the cotton.
Rajasthan	Dhaulpur	Green Gram	The leaves of plants affected by yellow mosaic disease are yellow and appear everywhere. All the leaves turn yellow when the excess is stopped. To control this, spray Imidacloprid 250 ML per hectare with 500 to 600 liters of water. To control white fly, spray imidacloprid 250 mL per hectare with 500 to 600 liters of water.
Rajasthan	Dungarpur	Maize	Improved varieties of Maize:- Pratap QPM-1, HQPM-1, HQPM-5, PEHM-2, Pratap hybrid maize-1, Pratap Makka-9, Pratap hybrid Makka-3, Bio-9682, DHM-121 etc.
		Soyabean	Improved varieties of Soybean:- Pratap Soya-1, Pratap Soya-45, Pratap Raj Soya- 24 (RKS-24), JS 20-34, JS 20-29 etc.



Rajasthan	Hanumangarh	Groundnut	In sandy soils where there is a problem of weeds, use 175 gm of Pendimethalin (30 EC) after two days of sowing and again after 6 weeks of irrigation. If weedicide is not used at the time of sowing, then 30 to 35 days after sowing, spray Imazethapyr (10 percent SL) @ 10 grams of active ingredient per bigha in 100 to 125 liter of water for weed control.
		Green Gram	Recommended varieties of moong are - MH-421, IPM02-3, Satya (MH 2-15), SML-668, K851, MUM2, Gangotri (Ganga-8) can be used for sowing. Use seed rate of 4 to 5 kg per bigha. Use 5 to 6 kg seed rate for SML-668. Keep the row-torow distance 30 cm.
		Sesame	Sesame can be sown from the onset of rain till July, for sowing, use improved varieties- C 50 and RT-40. Use seed rate of 2.5 kg per hectare. Seed treatment Treat with thiram or Captan @ 3 gm per kg of seed. Use 10 kg Nitrogen, 25 kg Phosphorous at the time of sowing.
Rajasthan	Jaipur	Groundnut	First fortnight of the June month is appropriate time for sowing of groundnut. On the basis of soil testing farmers are advised to mix 250 kg gypsum per hector before final ploughing. To control White grub, treat groundnut seeds with Clothianidin 50 W.D.G. @ 2 g or imidacloprid 17.8 SL @ 3.0 ml per kg seed.
Rajasthan	Jaisalmer	Cluster Bean/ Guar	The optimum time for cluster bean crop is onset of monsoon or mid-June to mid-July, Therefore, farmers are advised to arrange certified seed, fertilizers and chemical for seed treatment. Use 16 to 20 kg seed per hectare and also use certified seed of improved varieties as RGC-936, RGC-1033, RGC-1038 and RGC-1066. Treat the seeds with Trichoderma viride 1% WP @ 10 gram per kilogram seed before the sowing.
		Groundnut	Use certified seed of improved varieties as HNG-10, TG37A etc and use seed @ 80 kg/ha.
Rajasthan	Jalore	Pearl Millet	The optimum time for kharif pearl millet is mid-June to third week of July, Therefore, farmers are advised to arrange certified seed, fertilizers and chemical for seed treatment and use 10 to 12 ton well prepared FYM in the field 2 or 3 weeks before sowing. Use 4 kg seed per hectare and also use certified seed of improved varieties as MPMH-17, HHB-67(Improved) and Raj 171.
		Green Gram	The optimum time for green gram is mid-June to mid-July, Therefore, farmers are advised to arrange certified seed, fertilizers and chemical for seed treatment. Use 16 kg seed per hectare and also use certified seed of improved varieties as GM-4, GAM-5, GAM-6 and IPM-02-03. Treat the seeds with Trichoderma viride 1% WP @ 8 to 10 gram per kilogram seed before the sowing.
		Cluster Bean/ Guar	The optimum time for cluster bean crop is onset of monsoon or mid-June to mid-July, Therefore, farmers are advised to arrange certified seed, fertilizers and chemical for seed treatment. Use 16 to 20 kg seed per hectare and also use certified seed of improved varieties as RGC-936, RGC-1033, RGC-1038 and RGC-1066. Treat the seeds with Trichoderma viride 1% WP @ 10 gram per kilogram seed before the sowing.
Rajasthan	Jhunjhunu	Groundnut	First fortnight of the June month is appropriate time for sowing of groundnut. On the basis of soil testing farmers are advised to mix 250 kg gypsum per hector before final ploughing. To control White grub, treat groundnut seeds with Clothianidin 50 W.D.G. @ 2 g or imidacloprid 17.8 SL @ 3.0 ml per kg seed.
Rajasthan	Jodhpur	Pearl Millet	The optimum time for sowing of peal millet is start from mid of June. So, farmers are advised to arrange the fertilizers, chemical and improved varieties are MPMH-21, MPMH-17, GHB-905, MBC-2, HHB-67(improved), GHB-719, CZP-9802, GHB-744, RHB-177, HHB-197 and RHB-173.
		Green Gram	The optimum time for sowing of green gram crop up to mid-July, so arrange fertilizers, chemical for seed treatment and certified seed IPM-02-3, MH-2-15, SML-668, RMG344, RMG-268, RMG-62, GM-4, K-851
Rajasthan	Nagaur	Groundnut	First fortnight of the June month is appropriate time for sowing of groundnut. On the basis of soil testing farmers are advised to mix 250 kg gypsum per hector before final ploughing. To control White grub, treat groundnut seeds with Clothianidin 50 W.D.G. @ 2 g or imidacloprid 17.8 SL @ 3.0 ml per kg seed.
Rajasthan	Pali	Sorghum (Jowar/Great Millet)	The appropriate time for sowing of sorghum, maize and peal millet has been start. So, farmers are advice to arrange the seeds of recommended hybrids or improved varieties, fertilizers and seed treatments inputs and sowing should be done when sufficient amount of rainfall received.
		Green Gram	The optimum sowing time for mungbean has been start. So, farmers are advised to arrange the seeds of improved varieties (GM-4, RMG-492, IPM-02-3, GAM-5 and MH-421), fertilizers and seed treatments inputs and sowing should be done after sufficient rainfall received. Seed should be treating with Rhizobium and Trichoderma viride 1% WP @ 10 gm per kg seed.
		Cluster Bean/ Guar	The optimum sowing time for guar has been start, so farmers are advised to use certified seed of recommended varieties viz- RGC-1033, RGC-1031, RGC-936 and HG-2-20. Seed should be treat with Trichoderma viride 1% WP @ 10 gm, imidachloprid 600 FS @ 6-7ml per kg seed and Rhizobium and. Sowing should be done when ample amount of rain received.
Rajasthan	Pratapgarh	Maize	Improved varieties of maize:- Pratap QPM-1, HQPM-1, HQPM-5, PEHM-2 and Pratap hybrid maize-1, Pratap Makka-9, Pratap hybrid Makka-3
		Soybean	Improved varieties of soybean:- Pratap soya-1, Pratap Raj soya- 24, NRC-37
		Ground Nut	Improved varieties of groundnut:- Pratap groundnut-1, Pratap groundnut-2, JL-24, GG-1. On the basis of soil testing farmers are advised to mix 250 kg gypsum per hector before final ploughing. At the time of sowing give SSP 375 kg and Urea 35 kg /ha behind the plough.
		Sorghum	For the control of suit fly in sorghum, sowing of crop should be completed within the week after receiving of first monsoon rainfall. Improved varieties of sorghum:- CSV-15, CSV-17, Pratap sorghum-1430, CSV-23 Fodder purpose (Multicut):- MP charri, SSG-59-3 Single cut:- Rajasthan charri-1, Rajasthan charri-2, Pratap charri-1080 .



Rajasthan	Rajsamand	Maize	Improved varieties of maize:- Pratap QPM-1, HQPM-1, HQPM-5, PEHM-2 and Pratap hybrid maize-1, Pratap Makka-9, Pratap hybrid Makka-3
		Soybean	Improved varieties of soybean:- Pratap soya-1, Pratap Raj soya- 24, NRC-37
		Ground Nut	Improved varieties of groundnut:- Pratap groundnut-1, Pratap groundnut-2, JL-24, GG-1. On the basis of soil testing farmers are advised to mix 250 kg gypsum per hector before final ploughing. At the time of sowing give SSP 375 kg and Urea 35 kg /ha behind the plough.
		Sorghum	For the control of suit fly in sorghum, sowing of crop should be completed within the week after receiving of first monsoon rainfall. Improved varieties of sorghum:- CSV-15, CSV-17, Pratap sorghum-1430, CSV-23 Fodder purpose (Multicut):- MP charri, SSG-59-3 Single cut:- Rajasthan charri-1, Rajasthan charri-2, Pratap charri-1080 .
Rajasthan	Sikar	Groundnut	First fortnight of the June month is appropriate time for sowing of groundnut. On the basis of soil testing farmers are advised to mix 250 kg gypsum per hector before final ploughing. To control White grub, treat groundnut seeds with Clothianidin 50 W.D.G. @ 2 g or imidacloprid 17.8 SL @ 3.0 ml per kg seed.
Rajasthan	Sirohi	Green Gram	The optimum time for green gram is mid-June to mid-July, Therefore, farmers are advised to arrange certified seed, fertilizers and chemical for seed treatment.
		Cluster Bean/ Guar	The optimum time for cluster bean crop is onset of monsoon or mid-June to mid-July, Therefore, farmers are advised to arrange certified seed, fertilizers and chemical for seed treatment. improved varieties as RGC-936, RGC-1033, RGC-1038 and RGC1066. Treat the seeds with Trichoderma viride 1% WP @ 10 gram per kilogram seed before the sowing.
		Pearl Millet	The zaid pearl millet crop is still at maturity stage so farmers are advised to harvest the crop and store in safe place.
Rajasthan	Ganganagar	Cotton	Farmers are advised to visit cotton fields regularly to check the apperance of white fly if white fly population reach above economic threshold level (8-12 white fly/leaf), Spray neem based (Nimbosidin 5 ml + liquid soap 1 ml per litre water) pesticides.
		Cluster Bean/ Guar	Use certified seed of recommended varieties- RGC-936, RGC-986, RGC-1002, HG365 and HG-2-20 with seed rate of 3-4 kg/bigha. Recommended row to row spacing for sowing guar is 30 cm. Apply 10-11 kg urea and 62.5 kg SSP as basal per bigha. Use half of phosphorus dose in rainfed areas.
Rajasthan	Tonk	Groundnut	First fortnight of the June month is appropriate time for sowing of groundnut. On the basis of soil testing farmers are advised to mix 250 kg gypsum per hector before final ploughing. To control White grub, treat groundnut seeds with Clothianidin 50 W.D.G. @ 2 g or imidacloprid 17.8 SL @ 3.0 ml per kg seed.
		Cotton	It is favorable time for cotton sowing so farmers are advised to sown the cotton.
Rajasthan	Udaipur	Maize	Improved varieties of maize:- Pratap QPM-1, HQPM-1, HQPM-5, PEHM-2 and Pratap hybrid maize-1, Pratap Makka-9, Pratap hybrid Makka-3
		Soybean	Improved varieties of soybean:- Pratap soya-1, Pratap Raj soya- 24, NRC-37
		Ground Nut	Improved varieties of groundnut:- Pratap groundnut-1, Pratap groundnut-2, JL-24, GG-1. On the basis of soil testing farmers are advised to mix 250 kg gypsum per hector before final ploughing. At the time of sowing give SSP 375 kg and Urea 35 kg /ha behind the plough.
		Sorghum	For the control of suit fly in sorghum, sowing of crop should be completed within the week after receiving of first monsoon rainfall. Improved varieties of sorghum:- CSV-15, CSV-17, Pratap sorghum-1430, CSV-23 Fodder purpose (Multicut):- MP charri, SSG-59-3 Single cut:- Rajasthan charri-1, Rajasthan charri-2, Pratap charri-1080 .

MAHARASHTRA

Out of total cultivable land in Maharashtra about 60% land is under food grain crop.

Kharif Major Crops

Major crops in the state are Paddy, Wheat, Gram, Lentil, Nagali, Jowar, Niger, Groundnut, Bajra, Urad, Soyabean and Cotton.

Agro-Climatic Zones of Maharashtra

Sr.No.	Agro-Climatic Regions	Districts
1	South Konkan	Ratnagiri, Sindhudurg
2	North Konkan	Thane, Raigad
3	Western Ghat zone	Kolhapur, Satara, Pune, Ahmednagar, Nasik, Sindhudurg
4	Sub. Montane zone	Nasik, Pune, Satara, Sangli, Kolhapur
5	Western Maharashtra plain zone	Dhule, Ahmednagar, Sangli, Nasik, Pune, Satara, Kolhapur
6	Western Maharashtra scarcity zone	Nasik, Pune, Satara, Kolhapur
7	Central Maharashtra plateau zone	Aurangabad, Jalna, Beed, Osmanabad, Parbhani, Nanded, Buldana, Akola, Amravati, Jalgaon, Dhule, Solapur
8	Central Vidarbha zone	Wardha, Nagpur, Yavatmal, Chandrapur, Aurangabad, Jalna, Parbhani, Nanded,
9	Eastern Vidarbha zone	Bhandara, Gadchiroli, Chandrapur, Nagpur, Gondia

Reservoir Storage Status

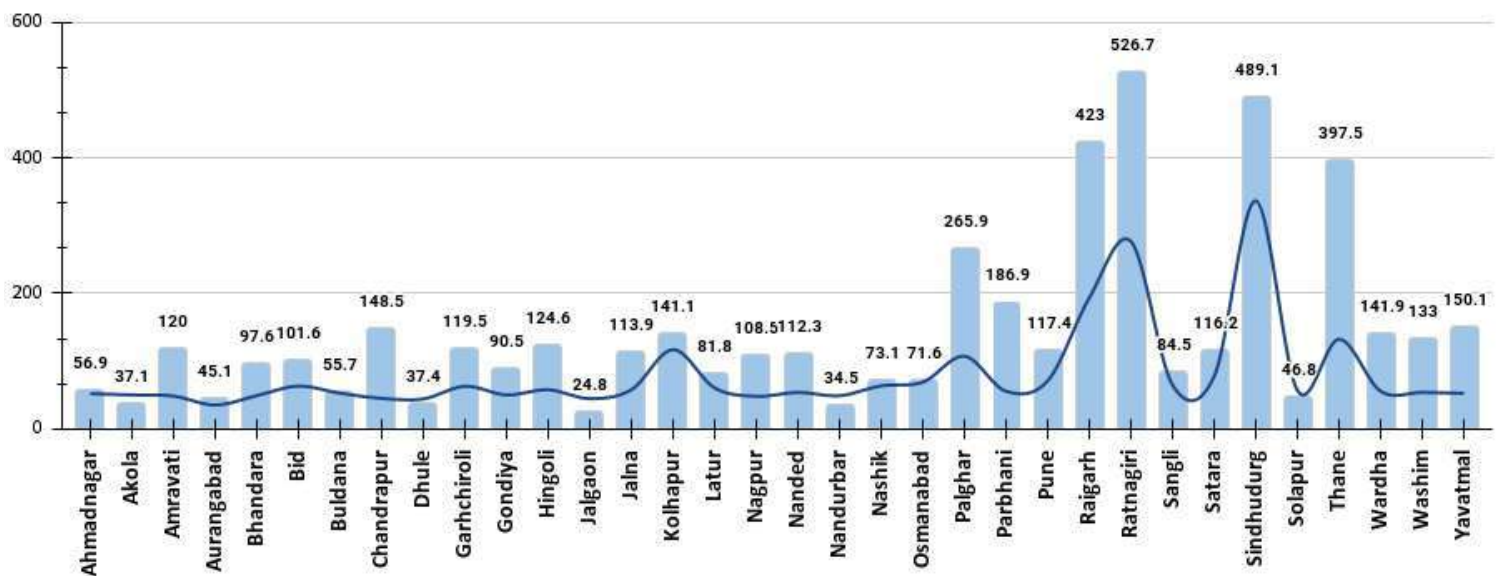
NAME OF RESERVOIR	FRL (MTS)	LIVE CAP. AT FRL (BCM)	THIS SEASON		LAST SEASON	
			LEVEL (MTS)	LIVE STORAGE (BCM)	LEVEL (MTS)	LIVE STORAGE (BCM)
JAYAKWADI(PAITHAN)	463.91	2.171	459.33	0.729	459.63	0.803
KOYANA	657.9	2.652	633.88	0.752	634.59	0.789
BHIMA(UJJANI)	496.83	1.517	489.63	0.000	489.14	0.000
ISAPUR	441	0.965	434.87	0.441	433.41	0.349
MULA	552.3	0.609	539.22	0.107	537.30	0.063
YELDARI	461.77	0.809	457.75	0.445	458.26	0.484
GIRNA	398.07	0.524	389.10	0.170	389.42	0.179
KHADAKVASLA	582.47	0.056	580.31	0.029	580.67	0.033
UPPER VAITARNA	603.5	0.331	593.34	0.066	594.89	0.089
UPPER TAPI	214	0.255	209.70	0.052	209.70	0.052
PENCH(TOTLADOH)	490	1.091	484.23	0.625	486.43	0.760
UPPER WARDHA	342.5	0.564	338.34	0.253	338.86	0.285
BHATSA	142.07	0.942	110.68	0.302	111.08	0.307
DHOM	747.7	0.331	734.55	0.090	735.55	0.105
DUDHGANGA	646	0.664	627.55	0.192	626.71	0.178
MANIKDOH	711.25	0.288	686.57	0.014	687.00	0.016
BHANDARDARA	744.91	0.304	732.84	0.140	726.30	0.089
URMODI	696	0.273	687.96	0.158	687.58	0.153
BHATGHAR	623.28	0.673	597.83	0.047	605.72	0.176
NIRA DEOGHAR	667.1	0.332	633.70	0.020	640.00	0.057
THOKARWADI	667.14	0.353	652.58	0.065	657.09	0.128
KANHER	690.78	0.272	672.97	0.051	672.44	0.047
MULSHI	607.1	0.572	591.21	0.027	591.80	0.042
SURYA	118.6	0.276	101.55	0.070	103.95	0.091
TILLARI	113.2	0.447	100.25	0.261	97.80	0.231



LAST YEAR STORAGE AS % OF LIVE CAP AT FRL	% OF THIS YR STORAGE TO LAST
37	91
30	95
0	0
36	126
10	170
60	92
34	95
59	88
27	74
20	100
70	82
51	89
33	98
32	86
27	108
6	88
29	157
56	103
26	27
17	35
36	51
17	109
7	64
33	77
52	113

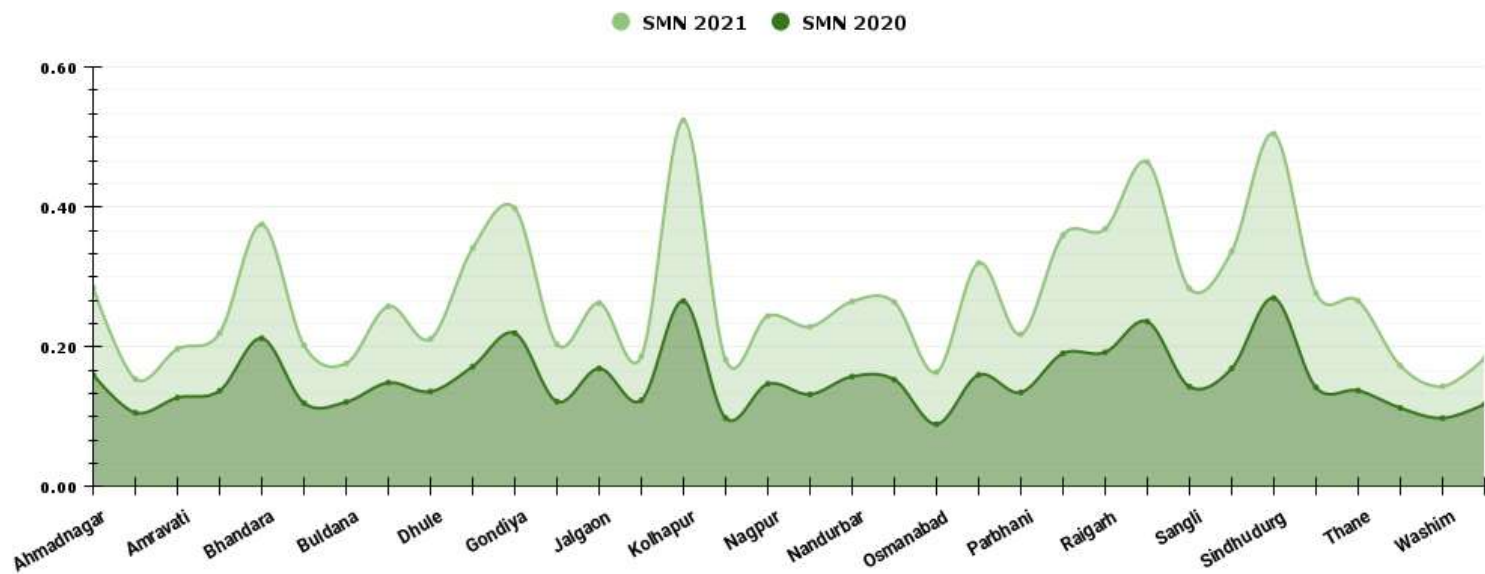
Rainfall

■ Actual Rainfall in mm — Normal Rainfall in mm

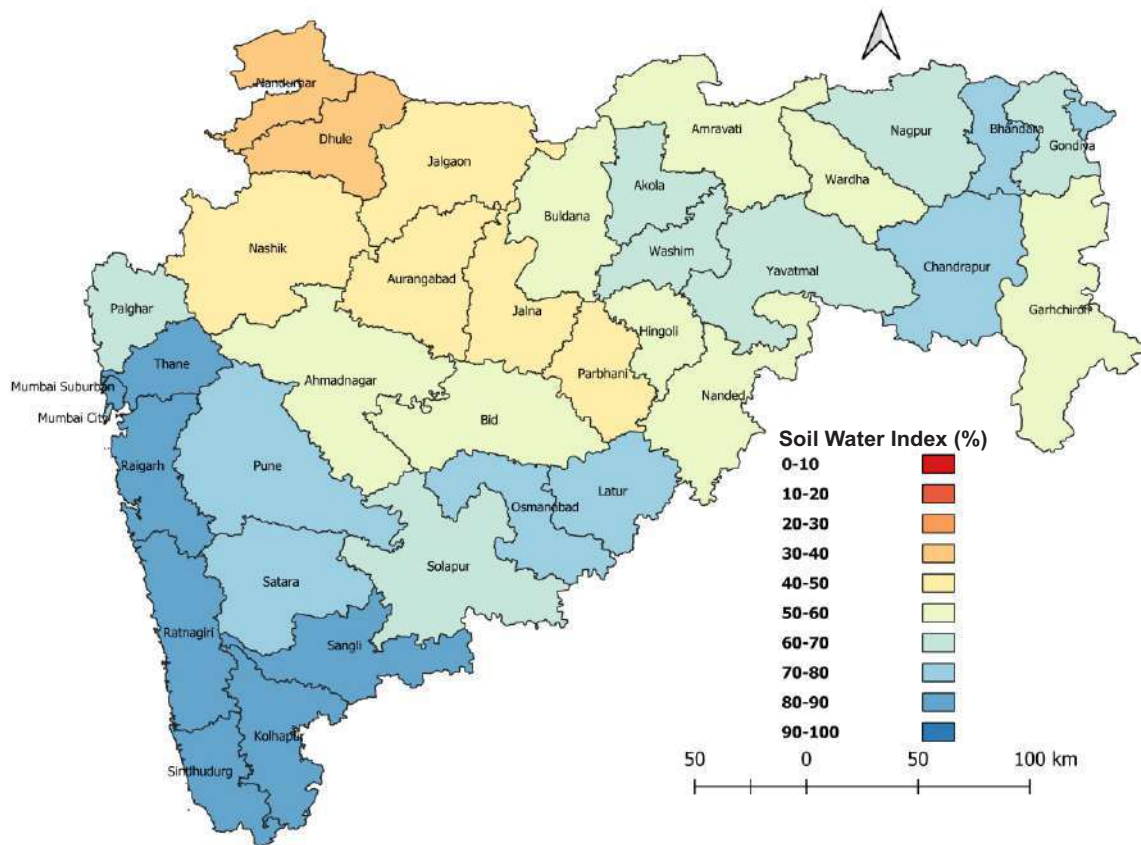




Smoothed Normalized Difference Vegetation Index (SMN)

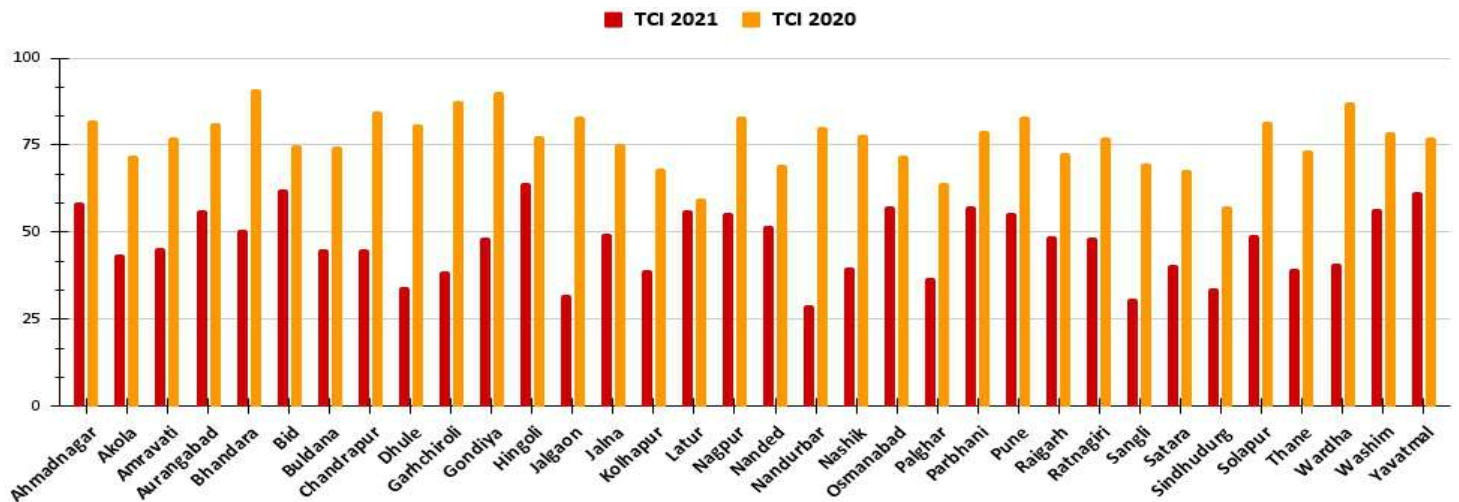


Soil Water Index



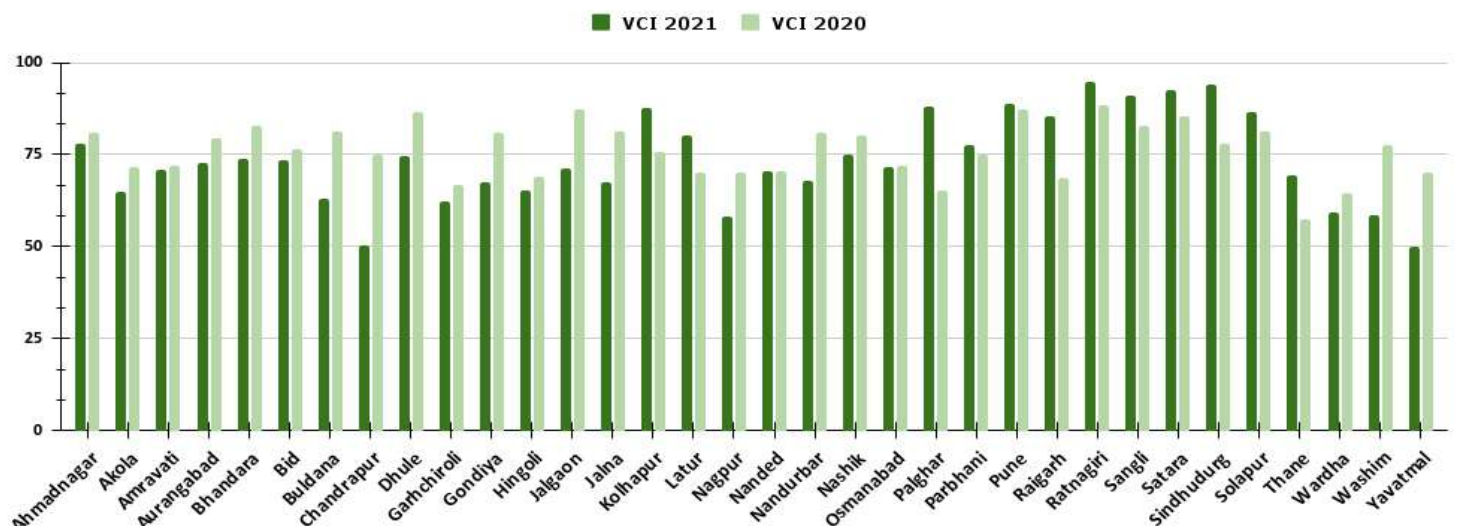


Temperature Condition Index (TCI)



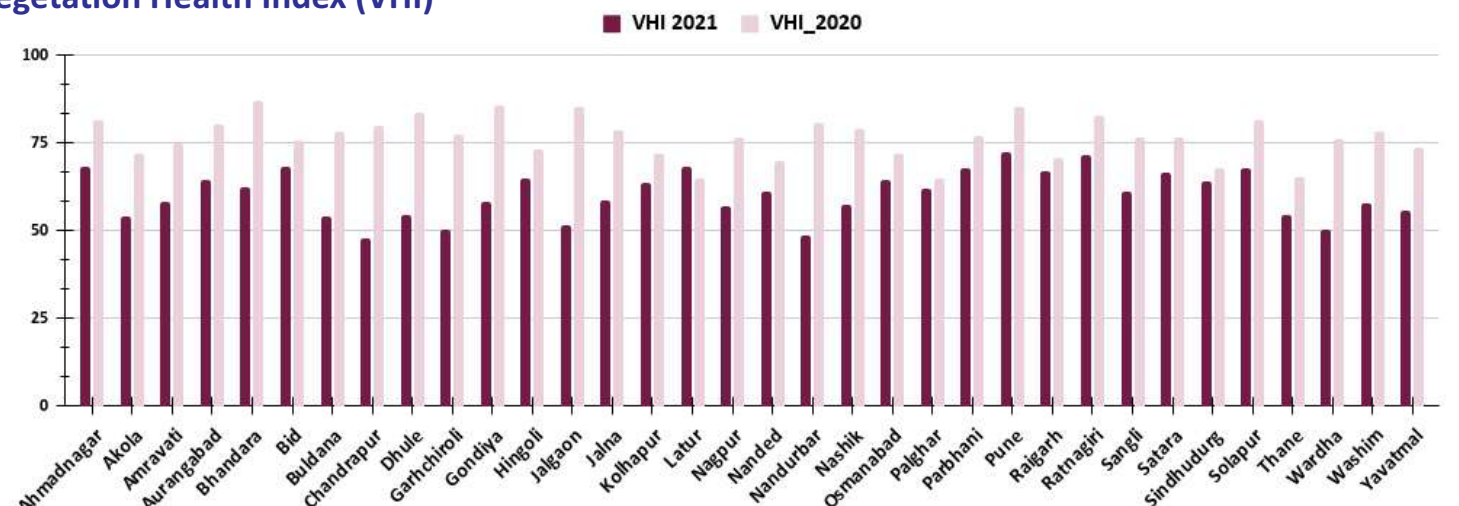
(TCI <40 indicates thermal stress; TCI >60: favorable condition)

Vegetation Condition Index (VCI)



(VCI <40 indicates moisture stress; VCI >60: favorable condition)

Vegetation Health Index (VHI)



(VHI <40 indicates vegetation stress; VHI >60: favorable condition)

(VHI>65 indicates good vegetation condition)

(VHI>85 indicates very good vegetation condition)

For Drought : (VHI<15 indicates drought from severe-to-exceptional intensity)

(VHI<35 indicates drought from moderate-to-exceptional intensity)



Crop Specific Advisory

State	District	Crop(Varieties)	Crop Specific Advisory
Maharashtra	Ahmednagar	Groundnut	<p>Selection of Variety: SB-11, JL-24 (Phule Pragati), TAG-24, JL-220 (Phule Vyas), JL-286 (Phule Unap), TPG-41, TG-26, JL-501, Phule RHRG-6021, Phule Unnati, JL-776 (Phule Bharti) Sowing time: 15th June to 15th July</p> <p>Seed Treatment: To protect the crop from seed borne, apply 5 g of Thirum or 2 g of Carbendazim or 3 g of Mancozeb or 5 g of Trichoderma per kg of seeds. Then apply 25 g of Rhizobium and 25 g of PSB per kg of seed. Dry the treated seeds in the shade before sowing</p> <p>Fertilizer dose: Apply 25 kg N + 50 kg P2O5 at sowing time. Fertilizer Management (as per revised recommendation 2013) For maximum production of groundnut, 400 kg/ ha of gypsum should be mixed in the soil along with chemical fertilizer doses (200 kg/ ha at the time of sowing and the remaining 200 kg/ ha at the time of peg formation).</p>
		Maize	<p>Seed treatment: Apply 2 to 2.5 g of Thirum/ kg seed before sowing. Also use Azotobacter before sowing.</p> <p>Fertilizer dose: 40 kg N, 60 kg P2O5, 40 kg K2O per hectare at the time of sowing, 40 kg N 30 days after sowing, 40 kg N per hectare 40-45 days after sowing. Micronutrients: In case of zinc deficiency in the soil, apply 20 to 25 kg zinc sulphate per hectare.</p>
		Bajara	<p>Selection of Variety: A) Hybrid: Phule Adishakti, Phule Mahashakti, B) Improved: Dhanashakti</p> <p>Seed Treatment: A) Seed treatment with 20% salt solution: If certified seeds are not available, seeds should be treated with 20% salt solution before sowing. For this, dissolve 2 kg of salt in 10 liters of water. Light and fungus infected seeds floating on water should be removed and destroyed. Healthy and heavy seeds at the bottom should be separated, washed with water 2 to 3 times, then dried in shade and used for sowing. B) Metalaxyl 35 WS Seed treatment: Before sowing, apply 6 g of Metalaxyl 35 WS (apron) per kg of seed and then sow. C) Seed treatment of Azospirillum and PSB: 25 g of Azospirillum per kg of seed should be given and sown. This saves 20 to 25 per cent nitrogen fertilizer and increases production by 10 per cent. Also PSB 25 gm per kg of seed.</p> <p>Fertilizer dose: 40 kg N, 20 kg P2O5 and 20 kg K2O in light soil and 50 kg N, 25 kg P2O5 and 25 kg K2O per hectare in medium soil. At the time of sowing give half</p>
		Green Gram & Black Gram	<p>Selection of Varieties: There are many varieties available in green gram. Vaibhav is suitable for kharif seasons. Vaibhav and BPMR-145 are the two varieties which are disease resistant and high yielding. Both are resistant to powder mildew disease.</p> <p>Black gram: TPU-4 and TAU-1</p> <p>Seed treatment: Before sowing, apply 5 g of Trichoderma per kg of seed and then mix 25 g of Rhizobium bacterium powder in cold jaggery water. Trichoderma controls fungal diseases. Rhizobium increases the availability of nitrogen by growing nodules on the roots.</p> <p>Fertilizer Dose: Apply 20 kg N and 40 kg P2O5 or 100 kg DAP per hectare to these two crops. Preferably chemical fertilizers should be mixed with well decomposed manure and apply near the seeds to improve the effect.</p>
Maharashtra	Akola	Soybean	Avoid sowing under insufficient soil moisture condition, wait till receipt of sufficient monsoon rains. • For use of own seeds for crop like soybean to test seed viability conduct a simple germination test well in advance. • Ensure the availability of biofertilizers for seed treatment before sowing (Rhizobium + PSB @25 gm and Tricoderma + Thiram @ 4 gm per kg seed).
		Cotton	Avoid sowing under insufficient soil moisture condition, wait till receipt of sufficient monsoon rains • Crop rotation to be followed in cotton fields that were heavily infested with pink bollworm during last season to break the life cycle of pink bollworm. • In kharif planning for cotton crop recommended deshi varieties include AKA-5, AKA-7 and AKA-8 with seed rate of 12 to 15kg/ha and spacing of 60 x 15 cm. American improved varieties include AKH-081 (60x15cm with seed rate 15 to 20 kg/ha), AKH-09-5 (Suvarna Shubhra), PKV Rajat and AKH 8828 (60x30cm with seed rate 10 to 12 kg/ha). Cotton deshi hybrid PKVDH-1, PKV-Suvarna is recommended with seed rate @ 3.0 to 3.5 kg/ha and spaced at 60x45 cm. Recommended Bt cotton varieties may also be preferred.
		Pigeon pea	Avoid sowing under insufficient soil moisture condition, wait till receipt of sufficient monsoon rains • Pigeon pea varieties to be chosen as per the soil type are - early duration varieties for medium soil type (TAT-10, ICPL 87, AKT-8811), medium duration varieties for medium to heavy soil type (BSMR-736, PKV Tara, BSMR-853) and long duration varieties for heavy soil type (ICPL-87119, C-11). • Ensure the availability of biofertilizers for seed treatment before sowing (Rhizobium + PSB @25 gm and Tricoderma + Thiram @ 4 gm per kg seed).
		Green gram / Black gram	Avoid sowing under insufficient soil moisture condition, wait till receipt of sufficient monsoon rains • Recommended green gram varieties are PKV- green gold, PKV mug-8802, PKV-AKM-4 and for black gram PKV uid-15, TAU-1, TAU-2 and PDKV black gold (AKU-10-1). • Ensure the availability of biofertilizers for seed treatment before sowing (Rhizobium + PSB @25 gm and Tricoderma + Thiram @ 4 gm per kg seed).
Maharashtra	Amravati	Soyabean	Sowing should be done only after ensuring adequate rainfall (75 to 100 mm), adequate moisture in the soil and soil should be in Wafsa condition. The spacing between two rows and two plants should be 30 X 8 or 45 X 5 cm and sowing should be done horizontally and east to west direction. • For sowing J.S.-335, J.S.-9305, M.A.U.S. -71, M.A.U.S. -158, M.A.U.S. -162, J.S.-20-29, J.S.-20-34, A.M.S.-1001 (PDKV Yellow Gold), AMS-MB-5-18 are recommended variety should be used. • Seed should be treated with Rhizobium and PSB @ 25gm/kg of seed and Trichoderma @ 5g/kg of seed prior to sowing. It will helps in nitrogen fixation, phosphorus availability and prevention from infestation of soil borne diseases. Farmers should use 75 to 80 kg/ha seed for drilling method, whereas for dibbling it should be 45 to 50 kg/ha.
		Groundnut	Sowing of cotton crop is advised to be done after receiving adequate amount of rainfall (75 -100 mm) • Seed should be treated with trichoderma viridi 4 gm/ Kg or Carboxyn 37.5 % + Thirum @ 3g/kg of seed, prior to sowing is advisable. Before sowing Groundnut seed should be treated with Rhizobium + PSB 250 gm/ 10-15 kg of seed . • For sowing TAG-24, JL-24, AK- 159, AK-265, AK-303 PDKV G-335 are recommended variety should be used.
		Cotton	Sowing of cotton crop is advised to be done after receiving adequate amount of rainfall (75 -100 mm) . Seed should be treated with Carboxyn @ 1 g/kg of seed or Thirum @ 3g/kg of seed, prior to sowing is advisable. • Follow recommended spacing and fertilizer doses for arboretum cotton (60x15, 60x30cm, 40:20:20 Kg NPK/ha), Improved hirsutism (60x30cm, 60:30:30 Kg NPK/ha) and rainfed Bt hybrid cotton (90x45, 90x60, 60:30:30 Kg NPK/ha) and irrigated Bt Cotton (120x30, 120x60 cm, 120:60:60 Kg NPK/ha). • Intercropping system viz., Cotton + Green gram (1:2) or Cotton + Black gram (1:1) or Cotton + soybean (1:1) or Cotton + Pigeon pea (6:1 or 8-10:2) should be adopted for sustainable production. Post emergence weedicide Pyriithioback Sodium @ 62.5 g a.i. /ha + Quizolofopethyl 50 g a.i. / ha should be sprayed as tank mix at 20-30 DAS (2-4 weed leaf stage).
		Pigeon Pea (Red Gram/Arhar),	Sowing should be done only after ensuring adequate rainfall (75 to 100 mm), adequate moisture in the soil and soil should be in Wafsa condition. • For cultivation of Pigeon pea crop varieties to be chosen as per the soil type are-early varieties for medium soil type (TAT-10,IPCL 87,AKT-8811), medium duration varieties for medium to heavy soil type (BSMR-736, PKV Tara, BSMR-853, BDN-716, BDN708) and long duration varieties for heavy soil type (IPCL-87119,C-11) seed rate 12 to 15 kg/ha. • Before sowing Pigeon pea seed should be treated with Rhizobium + PSB + trichoderma @ 25+25+4 gm/kg.
		Black Gram	Sowing should be done only after ensuring adequate rainfall (75 to 100 mm), adequate moisture in the soil and soil should be in Wafsa condition. For cultivation of black gram PKV-uid-15,TAU-1,TAU-2 and PDKV black gold (AKU-10-1). Before sowing black gram seed should be treated with Rhizobium + PSB + trichoderma @ 25+25+4 gm/kg.



Maharashtra	Aurangabad	Cotton	Before sowing of Cotton crop seed treatment of Thiram or Captone @ 30 gm after that seed treatment with Azotobacter and PSB @ 100 ml per 10 kg seed is needed. Before sowing or at the time of sowing, application basal dose of fertilizer 60% Nitrogen and total Phosphorus and Potash for rainfed Cotton and 40% Nitrogen, Total Phosphorus and Potash for irrigated Cotton
		Maize	Before sowing of Maize crop seed treatment with Cyantraniliprole + Thiomethoxam 19.80 % @ 4 ml per Kg of seed is needed due to that the management of Fall Armyworm is carried out. After that seed treatment with Azotobacter and PSB @ 100 ml per 10 kg seed is needed. At the time of sowing, application basal dose of fertilizer 75 Kg Nitrogen, 75 Kg Phosphorus and 75 Kg Potash.
		Pigeon Pea	Before sowing of Pigeon Pea seed treatment of Bavistin 1.5 to 2.0 gm or Thiram @ 2.5 gm per kg seed & after that seed treatment with Rhizobium and PSB @ 100 ml per 10 kg seed is needed. In addition, Trichoderma should be applied @ 3-5 gm per kg of seed to control the wilting. At the time of sowing Apply 25 kg N, 50 kg P at the time of sowing for vigorous growth of Pigeon pea crop.
		Green Gram/Black Gram	Before sowing of Green Gram/Black Gram seed treatment of Carbendazim @ 1 gm or Thiram 2 gm as well as Trichoderma 4 g per kg seed & after that seed treatment with Rhizobium and PSB @ 100 ml per 10 kg seed is needed. At the time of sowing apply 25 kg N, 50 kg P at the time of sowing for vigorous growth of crop.
Maharashtra	Beed	Soybean	Apply 30:60:30 NPK / ha at the time of sowing of soybean crop. If phosphorus is not applied to SSP then add sulfur @ 20 kg per /ha. Sowing of soybean can be done up to 15th July.
		Kharif sorghum	The recommended dose of fertilizer of Kharif sorghum is 80:40:40 kg NPK / ha. half dose of nitrogen and total amount of phosphorus and potash should be applied at the time of sowing. Sowing of Kharif sorghum can be done up to first week of July.
Maharashtra	Buldhana	Black Gram	Farmers should consider moisture status and amount of receipt of monsoon rain (75- 100 mm) for sowing of black gram/green gram crop. Before sowing seed should be treated with Trichoderma @ 4g/kg of seed as preventive measure against root rot disease. Farmers can initiate the sowing of black gram/green gram crop. Before sowing seed should be treated with Trichoderma @ 4g/kg of seed as preventive measure against root rot disease
		Cotton	Sowing of cotton crop is advised to be done after receipt adequate amount of rainfall (75 -100 mm). Seed should be treated with Carboxyn @ 1 g/kg of seed or Thiram @ 3g/kg of seed, prior to sowing is advisable. Sowing of rainfed Bt cotton should be done after receipt adequate rainfall. Rainfed cotton should be sown with spacing 90 x 45 cm. Basal dose of fertilizers @ 30:30:30 NPK kg/ha should be applied at the time of sowing of rainfed cotton.
		Maize	Farmers can initiate the sowing of maize crop by judging sufficient moisture status and amount of rainfall (75 -100 mm) received. Farmers are advised to treat the seed with Thiram + Carbendenzim @ 2 + 1g/kg of seed , Azotobacter, PSB 25g/kg of seed and Trichoderma 4g/kg of seed prior to sowing.
		Pigeon Pea (Red Gram/Arhar)	After receipt of sufficient rain (75 – 100 mm) farmers should go for sowing of pigeonpea crop. Seed should be treated with Rhizobium and PSB @ 25 g/kg of seed and Trichoderma @ 4g/kg of seed for nitrogen fixation, phosphorus availability and prevention from soil borne diseases. Many places of the district have been received adequate amount of rainfall till date. Therefore, farmers should go for sowing of pigeonpea crop. Seed should be treated with Rhizobium and PSB @ 25 g/kg of seed and Trichoderma @ 4g/kg of seed for nitrogen fixation, phosphorus availability and prevention from soil borne diseases.
		Soyabean	Ensure about sufficient soil moisture in the field & amount of rainfall received (75 -100 mm) for sowing of soybean crop. Seed should be treated with Rhizobium and PSB @ 25gm/kg of seed and Trichoderma @ 5g/kg of seed prior to sowing. It will help in nitrogen fixation, phosphorus availability and prevention from infestation of soil borne diseases. Farmers should use 75 to 80 kg/ha seed for drilling method, whereas for dibbling it should be 45 to 50 kg/ha.
Maharashtra	Chandrapur	Pigeon Pea (Red Gram)	Field preparation for sowing of pigeon pea may be done in this week. Farmers are advised to procure good quality seeds from certified source. Select disease and pest resistant variety for sowing like ICPL-87, AKT-8811, PKV-Tara, BSMR-853, BSMR-736, ICPL-88119 Aasha). Before sowing pigeon-pea seeds should be treated with crop specific Rhizobium culture and Phosphate Solubilizing Bacteria. This treatment increases the crop production. Carryout germination test of the available seed which should be minimum 70% in order to have optimum plant population. Sowing should be done (15th to 30th June) considering local soil moisture status and rainfall received. Minimum 75mm to 100mm rainfall should be received to start the sowing of crop.
		Cotton	Delinted seed is preferred. Before sowing of cotton seed should be treated with Thiram/Captan @ 3g/Kg for control fungal disease. Recommended deshi varieties include AKA-7 with seed rate 12 to 15kg/ha and spacing of 60 x 15 cm. American improved varieties include AKH-081 with seed rate of 12 to 15 kg/ha and spacing 60x15cm OR 60x30 cm depending on the soil type. Cotton deshi hybrid PKVDH-1 is recommended with seed rate @ 3.0 to 3.5 kg/ha and spaced at 60x45 cm
		Soyabean	Sowing should be done (03rd week of June to 02ndweek of July) considering local soil moisture status and Minimum 75mm to 100mm rainfall received. Sowing should be done in lines 30cm - 45cm apart with the help of seed driller. Plant to Plant distance can kept from 5cm to 8cm. The sowing depth of soybean seed should not be more than 3 – 4 cm under ideal moisture condition. To reduce the fungal attack of soybean crop seed should be treated prior to sowing with fungicide Thiram/Bavistin @ 3 g/kg seed. After this treatment seed should be treated with Rhizobium and PSB @ 250gm per 10kg of seed. After seed treatments seed must be dried in shade and thereafter use it for sowing.
		Groundnut	Selection of Variety: SB-11, JL-24 (Phule Pragati), TAG-24, JL-220 (Phule Vyas), JL-286 (Phule Unap), TPG-41, TG-26, JL-501, Phule RHRG-6021, Phule Unnati, JL-776 (Phule Bharti) Sowing time: 15th June to 15th July Seed Treatment: To protect the crop from seed borne, apply 5 g of Thiram or 2 g of Carbendazim or 3 g of Mancozeb or 5 g of Trichoderma per kg of seeds. Then apply 25 g of Rhizobium and 25 g of PSB per kg of seed. Dry the treated seeds in the shade before sowing. Fertilizer dose: Apply 25 kg N + 50 kg P2O5 at sowing time. Fertilizer Management (as per revised recommendation 2013) For maximum production of groundnut, 400 kg/ ha of gypsum should be mixed in the soil along with chemical fertilizer doses (200 kg/ ha at the time of sowing and the remaining 200 kg/ ha at the time of peg formation).
		Maize	Seed treatment: Apply 2 to 2.5 g of Thiram/ kg seed before sowing. Also use Azotobacter before sowing Fertilizer dose: 40 kg N, 60 kg P2O5, 40 kg K2O per hectare at the time of sowing, 40 kg N 30 days after sowing, 40 kg N per hectare 40-45 days after sowing. Micronutrients: In case of zinc deficiency in the soil, apply 20 to 25 kg zinc sulphate per hectare.
Maharashtra	Dhule	Bajara	Selection of Variety: A) Hybrid: Phule Adishakti, Phule Mahashakti, B) Improved: Dhanashakti Seed Treatment: A) Seed treatment with 20% salt solution: If certified seeds are not available, seeds should be treated with 20% salt solution before sowing. For this, dissolve 2 kg of salt in 10 liters of water. Light and fungus infected seeds floating on water should be removed and destroyed. Healthy and heavy seeds at the bottom should be separated, washed with water 2 to 3 times, then dried in shade and used for sowing. B) Metalaxyl 35 WS Seed treatment: Before sowing, apply 6 g of Metalaxyl 35 WS (apron) per kg of seed and then sow. C) Seed treatment of Azospirillum and PSB: 25 g of Azospirillum per kg of seed should be given and sown. This saves 20 to 25 per cent nitrogen fertilizer and increases production by 10 per cent. Also PSB 25 gm per kg of seed. Fertilizer dose: 40 kg N, 20 kg P2O5 and 20 kg K2O in light soil and 50 kg N, 25 kg P2O5 and 25 kg K2O per hectare in medium soil. At the time of sowing give half nitrogen and full phosphorus and potash and after 25 to 30 days give the remaining half nitrogen (when soil is moist).
		Green Gram & Black Gram	Selection of Varieties: There are many varieties available in green gram. Vaibhav is suitable for kharif seasons. Vaibhav and BPMR-145 are the two varieties which are disease resistant and high yielding. Both are resistant to powder mildew disease. Black gram: TPU-4 and TAU-1 Seed treatment: Before sowing, apply 5 g of Trichoderma per kg of seed and then mix 25 g of Rhizobium bacterium powder in cold jaggery water. Trichoderma controls fungal diseases. Rhizobium increases the availability of nitrogen by growing nodules on the roots Fertilizer Dose: Apply 20 kg N and 40 kg P2O5 or 100 kg DAP per hectare to these two crops. Preferably chemical fertilizers should be mixed with well decomposed manure and apply near the seeds to improve the effect.



Maharashtra	Gadchiroli	Cotton	Farmers are advised to start the sowing of cotton seed after receipt of sufficient rainfall 75-100 mm. Use short to medium duration insect pests and disease tolerant Bt /non bt varieties/ hybrids. Treat the cotton seed with Carboxin 37.5% + Thiram 37.5% DS 3 gm per kg seed before sowing. Also treat the seed with Azotobacter for nitrogen fixation and PSB @ 20-25 gm /kg seed for phosphate solubilization. Follow recommended spacing and fertilizer doses for arboretum cotton (60x15, 60x30cm, 40:20:20 Kg NPK/ha), Improved hirsutum (60x30cm, 60:30:30 Kg NPK/ha) and rainfed Bt hybrid cotton (90x45, 90x60, 60:30:30 Kg NPK/ha) and irrigated Bt Cotton (120x30, 120x60 cm, 120:60:60 Kg NPK/ha) Use Pendimethalin 38.7 % CS @ 1.5 -1.75 ai/ha (20-25 ml per lit of water) as a preemergence weedicide for control of weeds in early stage of crop.
		Pigeon Pea (Red Gram/Arhar)	Farmers are advised that Sowing should be done only after ensuring adequate rainfall (75 to 100 mm), adequate soil moisture condition. Good quality seeds of Arhar crop should be procured from authorized seller/certified seed holder only. Seed should be treated with Rhizobium and PSB @ 25 g/kg of seed and Trichoderma @ 4g/kg of seed for nitrogen fixation, phosphorus availability and prevention from soil borne diseases Rhizobium or Phosphorus Dissolving Fertilizer (PSB) (250 gm per 10 kg of seed) should be used for seed treatment. Recommended varieties of Arhar are AKT8811, PKV-TARA, BSMR-853, BSMR-736 and ICPL-87119(Aasha).
		Maize	Farmers can initiate the sowing of maize crop by judging sufficient moisture status and amount of rainfall received. Farmers are advised to treat the seed with Thiram + Carbondenizim @ 2 + 1g/kg of seed, Azotobacter, PSB 25g/kg of seed and Trichoderma 4g/kg of seed prior to sowing.
		SOYABEAN	Ensure about sufficient soil moisture in the field for sowing of soybean crop. Seed should be treated with Rhizobium and PSB @ 25gm/kg of seed and Trichoderma @ 5g/kg of seed prior to sowing. It will help in nitrogen fixation, phosphorus availability and prevention from infestation of soil borne diseases. Farmers should use 75 to 80 kg/ha seed for drilling method, whereas for dibbling it should be 45 to 50 kg/ha.
Maharashtra	Gondia	Pigeon Pea (Red Gram)	Field preparation for sowing of pigeon pea may be done in this week Farmers are advised to procure good quality seeds from certified source. Select disease and pest resistant variety for sowing like ICPL-87, AKT-8811, PKV-Tara, BSMR-853, BSMR736, ICPL-88119 Aasha). Before sowing pigeon-pea seeds should be treated with crop specific Rhizobium culture and Phosphate Solubilizing Bacteria. This treatment increases the crop production. Carryout germination test of the available seed which should be minimum 70% in order to have optimum plant population.
		Soybean	Apply 30:60:30 kg NPK / ha at the time of sowing of soybean crop. If phosphorus is not applied to SSP then add sulfur @ 20 kg per /ha. Sowing of soybean can be done up to 15th July.
		Kharif sorghum	The recommended dose of fertilizer of Kharif sorghum is 80:40:40 kg NPK / ha. half dose of nitrogen and total amount of phosphorus and potash should be applied at the time of sowing. Sowing of Kharif sorghum can be done up to first week of July.
Maharashtra	Hingoli	Pearl millet	The recommended dose of fertilizer for pearl millet crop is 60:30:30 kg NPK per hectare for medium soil and 40:20:20 kg NPK per hectare for light soil, half dose of Nitrogen and total amount of phosphorus and potash should be applied at the time of sowing. Sowing of pearl millet can be done up to 20th July.
		Cotton	As a precautionary measure for effective control of pink bollworm collect and destroy all the trash, debris etc. of previous crop by burning which will help in elimination of the dormant pest and diseases.
Maharashtra	Jalna	Soybean	Apply 30:60:30 kg NPK / ha at the time of sowing of soybean crop. If phosphorus is not applied to SSP then add sulfur @ 20 kg per /ha. Sowing of soybean can be done up to 15th July.
		Kharif sorghum	The recommended dose of fertilizer of Kharif sorghum is 80:40:40 kg NPK / ha. half dose of nitrogen and total amount of phosphorus and potash should be applied at the time of sowing. Sowing of Kharif sorghum can be done up to first week of July.
		Pearl millet	The recommended dose of fertilizer for pearl millet crop is 60:30:30 kg NPK per hectare for medium soil and 40:20:20 kg NPK per hectare for light soil, half dose of Nitrogen and total amount of phosphorus and potash should be applied at the time of sowing. Sowing of pearl millet can be done up to 20th July.
Maharashtra	Kolhapur	Maize	Carry out sowing of Maize crop at vafasa condition. ? Following varieties of Maize should be selected for sowing. ? Very Early maturing:- Vivek-9, Vivek-21, Early maturing:- Panchganga, Prakash, Kiran, Midlate:Karvir, Manjari, Navjyot and Late maturing: Prabhat ? Seed rate: 15 to 20 kg per hectare. ? Seed treatment: Treat the seeds with Thiram@2.5 gram per kg of seeds and then carry out seed treatment with Azotobacter.
		Groundnut	Carry out sowing of Groundnut crop at vafasa condition of soil ? Collect the seeds of following varieties of groundnut for sowing in kharif season S.B.11, J.L.-24,(Phule Pragati), T.A.G.-24, J.L.-501, Phule Unnati, Phule Bharti ? Seed treatment: To protect crop from seed borne diseases apply 3 gram Mancozeb or 5 gram Trichoderma biological fungicide for 1 kg of seed then apply 25 gram rhizobium and 25 gram Phosphorus solubilising bacterial culture and dry it under shade.
		Soyabean	Carry out sowing of Soybean if sufficient moisture present in soil upto first fortnight of June. ? Collect the seeds of following varieties of Soybean J.S.-335,MACS1188,Phule Kalyani, Phule Agrani, Phule Sangam, J.S.9305. ? For drilling 75 to 80 kg/ha seed requires while for dibbling 45 to 50 kg of seed requires. ? Seed treatment: To protect crop from fungal diseases apply 5 gram Trichoderma biological fungicide for 1 kg of seed and for nitrogen fixation apply rhizobium @250 gram + Phosphorus solubilising bacterial culture @250 gram for 10 kg of seeds. ? Give 50 kg Nitrogen, 50 kg Phosphorus and 45 kg Potash at the time of sowing.
Maharashtra	Latur	Soybean	Apply 30:60:30 kg NPK / ha at the time of sowing of soybean crop. If phosphorus is not applied to SSP then add sulfur @ 20 kg per /ha. Sowing of soybean can be done up to 15th July.
		Kharif sorghum	The recommended dose of fertilizer of Kharif sorghum is 80:40:40 kg NPK / ha. half dose of nitrogen and total amount of phosphorus and potash should be applied at the time of sowing. Sowing of Kharif sorghum can be done up to first week of July.
		Pearl millet	The recommended dose of fertilizer for pearl millet crop is 60:30:30 kg NPK per hectare for medium soil and 40:20:20 kg NPK per hectare for light soil, half dose of Nitrogen and total amount of phosphorus and potash should be applied at the time of sowing. Sowing of pearl millet can be done up to 20th July.
Maharashtra	Nagpur	Soyabean	The spacing between two rows and two plants should be 30 X 8 or 45 X 5 cm and sowing should be done horizontally and east to west direction. For sowing J.S.-335, J.S.-9305, M.A.U.S. -71, M.A.U.S. -158, M.A.U.S. -162, J.S.-20-29, J.S.-20-34, A.M.S.-1001(PDKV Yellow Gold), AMS-MB-5-18 are recommended variety should be used. Treat the soybean seed with Carboxin 37.5% + Thiram 37.5% DS 3 gm per kg seed before sowing. In order to control yellow mosaic virus in soybean crop, seed treatment should be done as Thiamethoxam 30 FS 10 ml per kg seed or Imidacloprid 48 FS 1.25 ml per kg seed is recommended.
		Pigeon Pea (Red Gram/Arhar)	Rhizobium or Phosphorus Dissolving Fertilizer (PSB) {250 gm per 10 kg of seed} should be used for seed treatment. Recommended varieties of Arhar are AKT-8811, PKV-TARA, BSMR-853, BSMR-736 and ICPL-87119 (Aasha). Treat the pigeon pea seed with Carboxin 37.5% + Thiram 37.5% DS 3 gm per kg seed before sowing.
		Green Gram	PKV Moog-8802, PKV Greengold (AKM 9911) varieties of green gram should be select for cultivation of green gram crop, 12-15 kg seed per hectare, spacing between two rows is 30/45 cm and spacing between two plants is 10 cm. Seed treatment, fertilizers as well as bacterial culture should be used before sowing. Apply 20 kg N and 40 kg P per hectare at the time of sowing.
		Black Gram	For cultivation of Black gram crop, TAU-1, TAU-2, PKV udid-15 and PKV black gold varieties should be select, 12-15 kg seed per hectare, spacing between two rows 30/45 cm and spacing between two plants 10 cm. Seed treatment, fertilizers as well as bacterial culture should be used before sowing. Apply 20 kg N and 40 kg P per hectare at the time of sowing.
		Cotton	Intercropping system viz., Cotton + Green gram (1:2) or Cotton + Black gram (1:1) or Cotton + soybean (1:1) or Cotton + Pigeon pea (6:1 or 8-10:2) should be adopted for sustainable production. Follow recommended spacing and fertilizer doses for arboretum cotton (60x15, 60x30cm, 40:20:20 Kg NPK/ha), Improved hirsutum (60x30cm, 60:30:30 Kg NPK/ha) and rainfed Bt hybrid cotton (90x45, 90x60, 60:30:30 Kg NPK/ha) and irrigated Bt Cotton (120x30, 120x60 cm, 120:60:60 Kg NPK/ha). Use short to medium duration sucking pests tolerant Bt /non bt varieties/ hybrids. Treat the cotton seed with Carboxin 37.5% + Thiram 37.5% DS 3 gm per kg seed before sowing. Also treat the seed with Azotobacter for nitrogen fixation and PSB @ 20-25 gm /kg seed for phosphate solubilization. Include the intercrops like green gram and Black gram in cotton in 1:1 row proportion. Use Pendimethalin 38.7 % CS @ 1.5 -1.75 ai/ha (20-25 ml per lit of water) as a pre-emergence weedicide for control of weeds in early stage of crop.



Maharashtra	Nanded	Soybean	Apply 30:60:30 kg NPK / ha at the time of sowing of soybean crop. If phosphorus is not applied to SSP then add sulfur @ 20 kg per /ha. Sowing of soybean can be done up to 15th July.
		Kharif sorghum	The recommended dose of fertilizer of Kharif sorghum is 80:40:40 kg NPK / ha. half dose of nitrogen and total amount of phosphorus and potash should be applied at the time of sowing. Sowing of Kharif sorghum can be done up to first week of July.
		Pearl millet	The recommended dose of fertilizer for pearl millet crop is 60:30:30 kg NPK per hectare for medium soil and 40:20:20 kg NPK per hectare for light soil, half dose of Nitrogen and total amount of phosphorus and potash should be applied at the time of sowing. Sowing of pearl millet can be done up to 20th July.
Maharashtra	Nandurbar	Groundnut	Soil Selection: Choose medium, deep, well drained soil with adequate amount of lime and organic matter. ? Selection of Variety: SB-11, JL-24 (Phule Pragati), TAG24, JL-286 (Phule Unap), TPG-41, TG-26, JL-501, Phule Unnati, JL-776 (Phule Bharti) ? Seed Rate: variety wise seed per hectare used as follows. ? 100 kg: SB-11, T.A.G. -24, TG-26, JL-501 ? 120 to 125 kg: Phule Pragati, TPG-41, Phule Unnati, Phule Bharati, Phule Unap
		Sorghum (Jowar/Great Millet)	Soil Selection: This crop can be grown in well drained and 5.5 to 8.5 sq. M. Chikan Poityachi, medium black soil is suitable. ? Selection of varieties for sowing: Hybrid varieties: CSH-5, CSH-9, CSH-13, CSH-14, CSH- 16, C.S.H.-17, C.S.H.-18, C.S.H.-21, C.S.H.-23, C.S.H. 25, C.S.H. 27, C.S.H. 30 and C.S.H. 35 ? Improved varieties: SPV-462, CSV-13, CSV-15, CSV-17, PVK-801, c. SV20, CSV -23, c. S. V27 and CSV. 28
		Soyabean	Selection of Variety for sowing : JS-335, MACS-1188, Phule Kalyani (DS-228), JS-9305, KS-103, Phule Agrani, (KDS 344) and Phule Sangam (KDS 726) ? Seed rate: 55 to 75 kg seed per hectare havin germination capacity of 70% or more should be used for sowing
		Pigeon Pea (Red Gram/Arhar)	Selection of varieties for sowing: Vipula, Phule Rajeshwari, ICPL-87, BSMR-853, BSMR736, BDN-711 and BDN-716 ? Seed Rate: Sowing of ICPL-87 variety requires 18 to 20 kg seed per hectare. 12 to 15 kg seed per hectare is sufficient for medium duration Rajeshwari, Vipula and BDN-711 varieties. 5 to 6 kg seed per hectare is sufficient for long duration sowing varieties.
		Green Gram	Selection of Varieties: There are many varieties available in green gram. Vaibhav is suitable for kharif seasons. Vaibhav and BPMR-145 are the two varieties which are disease resistant and high yielding. Both are resistant to powdery mildew disease. ? Seed Rate:15 to 20 kg/ hectare
		Black Gram	Selection of Varieties Black gram: TPU-4 and TAU-1 ? Seed Rate:15 to 20 kg/ hectare
Maharashtra	Nasik	Soybean	1.Carry out one ploughing and 2 harrowing. 2.Collect the seeds of following varieties of Soybean J.S.-335,MACS1188,Phule Kalyani, Phule Agrani, Phule Sangam, J.S.9305. 3. For drilling 75 to 80 kg/ha seed requires while for dibbling 45 to 50 kg of seed requires.
		Maize	1. Kharif Maze crop should be sown from the second Fortnight of June to the second fortnight of July. 2. Maize seed rate @15-20 kg/ha for dibbling
Maharashtra	Osmanabad	Pigeon pea	Seed rate of 12 to 15 kg/ha is sufficient for sowing of Pigeon pea crop. Spacing of 45 X 15 or 60 X 20 cm should be maintained between row to row and plant to plant. Before sowing seed should be treated with Carboxin 37.5% + Thiram 37.5% @ 3 gm/kg of seed and Biofertilizers like Rhizobium and P.S.B. @ 250 gm/10 kg of seed. After seed treatment seeds are allow to dry in the shed.
		Green/ Black gram	12 to 15 kg/ha seed is required for sowing of Green gram/Black gram crop and spacing of 30 X 10 cm should be maintained between row to row and plant to plant. Seed should be treated with Bavistin @ 2.5 gm/kg or biofungicides Trichoderma @ 25 gm/kg of seed. After that seeds are treated with Rhizobium and P.S.B. @ 250 gm/10 kg of seed. After seed treatment seed are allow to dry in shed.
Maharashtra	Parbhani	Kharif sorghum	The recommended dose of fertilizer of Kharif sorghum is 80:40:40 kg NPK / ha. half dose of nitrogen and total amount of phosphorus and potash should be applied at the time of sowing. Sowing of Kharif sorghum can be done up to first week of July.
		Pearl millet	The recommended dose of fertilizer for pearl millet crop is 60:30:30 kg NPK per hectare for medium soil and 40:20:20 kg NPK per hectare for light soil, half dose of Nitrogen and total amount of phosphorus and potash should be applied at the time of sowing. Sowing of pearl millet can be done up to 20th July.
Maharashtra	Pune	Paddy	Preparatory tillage operations should be carried out for nursery beds for paddy seedlings. One R (guntha) area is sufficient for one acre seedlings. Improved and hybrid seeds should be made available from Govt. machinery or Agril. University for nursery beds. Ash from paddy straw should be made available for nursery bed preparation. While preparing nursery beds the height should be kept 15 cm (raised beds) with width 1 meter and length as per requirement. Mix cow dung manure 250 kg per guntha area. Before sowings seeds soak the seed in solution prepared from 300 gm salt in 10 lit. of water for 20 minutes and then dry them and use for sowing. Before sowing apply 2.5 gm per kg seed with carbondanzim or thiarom/ capton fungicide. After that apply azotobactor, phosphorus solubilizing bacteria and azospirillum biofertilizer 250 gm per 10 kg of seed as seed treatment.
Maharashtra	Raigad,Ratnagiri	Groundnut	Groundnut varieties S.B. 11, T.A.G.24, Phule pragati, konkan gaurav, T.G.26, Kokan Trombe @40-50Kg/acre are suitable for kharif groundnut. Before sowing, treat the seed with Thiram fungicide @3 gm/kg of seeds. After that treat the seed with Rhizobium @ 20 gms and Phosphate solubilizing bacteria biofertilizer @50 gms per kg of seed. Carryout sowing by dibbling the seed at 30 X 15 cm spacing (for erect type) and at 45 X 15 cm spacing (for semi-spreading and spreading type) and 20 cm spacing for broad bed furrow of 80 cm width. Apply fertilizer dose of 22 kg urea, 125 kg SSP and 20 kg of MOP per acre at the time of sowing. For control of weeds in groundnut apply Butachlor @ 50 ml per 10 liter of water immediate after sowing on wet flatbed during clear weather.
Maharashtra	Sangali	Groundnut	Carry out sowing of Groundnut crop at vafasa condition of soil. ? Collect the seeds of following varieties of groundnut for sowing in kharif season S.B.11, J.L.-24,(Phule Pragati), T.A.G.-24, J.L.-501, Phule Unnati, Phule Bharti ? To protect crop from seed borne diseases apply 3 gram Mancozeb or 5 gram Trichoderma biological fungicide for 1 kg of seed then apply 25 gram rhizobium and 25 gram Phosphorus solubilising bacterial culture and dry it under shade.
		Soyabean	Carry out sowing of Soybean if sufficient moisture present in soil upto first fortnight of June. ? Collect the seeds of following varieties of Soybean J.S.-335,MACS1188,Phule Kalyani, Phule Agrani, Phule Sangam, J.S.9305. ? For drilling 75 to 80 kg/ha seed requires while for dibbling 45 to 50 kg of seed requires. ? To protect crop from fungal diseases apply 5 gram Trichoderma biological fungicide for 1 kg of seed and for nitrogen fixation apply rhizobium @250 gram + Phosphorus solubilising bacterial culture @250 gram for 10 kg of seeds. ? Give 50 kg Nitrogen, 50 kg Phosphorus and 45 kg Potash at the time of sowing.
		Green Gram	Carry out sowing at vapasa condition soil. ? Use Vaibhav, A.K.M-4, B.M.2003- 2,B.M.2002-1 and Utkarsha varieties for sowing of Green gram. ? Use B.D.U-1 and T.P.U.-4 varieties for sowing of Black gram. ? Treat the seeds with Trichoderma @5 gram/kg of seeds and then apply 25 gram Rhizobium (Cowpea group) by mixing it with cold water of Jaggary



Maharashtra	Satara	Pearl Millet	Collect the seeds of following varieties of Bajara crop for sowing in Kharif season. ? Hybrid : Phule Adishakti, Phule Mahashakti and Improved varieties : Dhanshakti
		Maize	Carry out sowing of Maize crop at vafasa condition. ? Following varieties of Maize should be selected for sowing. ? Very Early maturing:- Vivek-9, Vivek-21, Early maturing:- Panchganga, Prakash, Kiran, Midlate:Karvir, Manjari, Navjyot and Late maturing: Prabhat ? Seed rate: 15 to 20 kg per hectare. ? Seed treatment: Treat the seeds with Thiram@2.5 gram per kg of seeds and then carry out seed treatment with Azatobactor
		Green Gram	Carry out sowing at vafasa condition soil. ? Use Vaibhav, A.K.M-4, B.M.2003- 2, B.M.2002-1 and Utkarsha varieties for sowing of Green gram. ? Use B.D.U-1 and T.P.U.-4 varieties for sowing of Black gram. ? Treat the seeds with Trichoderma @5 gram/kg of seeds and then apply 25 gram Rhizobium (Cowpea group) by mixing it with cold water of Jaggery.
		Groundnut	Carry out sowing of Groundnut crop at vafasa condition of soil. ? Collect the seeds of following varieties of groundnut for sowing in kharif season S.B.11, J.L.-24,(Phule Pragati), T.A.G.-24, J.L.-501, Phule Unnati, Phule Bharti ? To protect crop from seed borne diseases apply 3 gram Mancozeb or 5 gram Trichoderma biological fungicide for 1 kg of seed then apply 25 gram rhizobium and 25 gram Phosphorus solubilising bacterial culture and dry it under shade.
		Soyabean	Carry out sowing of Soybean if sufficient moisture present in soil up to first fortnight of June. ? Collect the seeds of following varieties of Soybean J.S.-335,MACS-1188,Phule Kalyani, Phule Agrani, Phule Sangam, J.S.9305. ? For drilling 75 to 80 kg/ha seed requires while for dibbling 45 to 50 kg of seed requires. ? To protect crop from fungal diseases apply 5 gram Trichoderma biological fungicide for 1 kg of seed and for nitrogen fixation apply rhizobium @250 gram + Phosphorus solubilising bacterial culture @250 gram for 10 kg of seeds. ? Give 50 kg Nitrogen, 50 kg Phosphorus and 45 kg Potash at the time of sowing.
Maharashtra	Sindhudurg	Groundnut	Carry our preliminary cultural/farm operations for sowing of groundnut. Plough the field deeply and after last leveling add 10 tonnes of FYM or Compost per ha in the soil. Use 100 to 125 kg of seed/per ha for sowing. Use varieties like Konkani Gaurav and Trombay Konkani (Tapora) as well as high yielding varieties like TG-26, TAG-24 and TPG-41 recommended by Dr. B.S. Konkani Krishna Vidyapeeth, Dapoli for Konkani region. Seed treatment with Thiram @ 3 gm/kg of seed is advocated against wilt disease in groundnut.
Maharashtra	Solapur	Green Gram & Black Gram	Selection of Varieties: There are many varieties available in green gram. Vaibhav is suitable for kharif seasons. Vaibhav and BPMR-145 are the two varieties which are disease resistant and high yielding. Both are resistant to powdery mildew disease.
			Black gram: TPU-4 and TAU-1
			Seed Rate:15 to 20 kg/ hectare
			Seed Treatments: Before sowing, apply 5 gm of Trichoderma powder per kg of seed and then mix 25 gm of Rhizobium bacterial powder in cold jaggery water. Rhizobium bacterial culture of Chawli group should be used for seeds of green gram and urad. Trichoderma controls fungal diseases. Rhizobium increases the availability of nitrogen by increasing nodules on roots.
		Groundnut	Fertilizer Dose: Apply 20 kg Nitrogen and 40 kg Phosphorous at the time of sowing to both Green gram and Black gram crops.
			Selection of Variety: SB-11, JL-24 (Phule Pragati), TAG-24, JL-286 (Phule Unap), TPG-41, TG-26, JL-501, Phule Unnati, JL-776 (Phule Bharti) Seed Treatments: Apply 5 gm of Thymol or 2 gm of Carbendim or 3 gm of Mancozeb or 5 gm of Trichoderma biological fungicides per kg of seeds before sowing to protect the crop from seed borne and seedling diseases. Then apply 25 g of Rhizobium and 25 g of phosphorus soluble bacterial enhancer (solid or liquid) per kg of seed. Seed treated seeds should be dried in the shade and sown. Intercropping: In kharif groundnut crop, soybean, sunflower, sesame, Green gram, Black gram, Pigeon Pea, intercrop should be taken in the ratio of 6: 2, groundnut + sorghum in the ratio of 1: 1 and cotton in the ratio of 1: 1. Experiments have shown that intercrops bring more economic benefits. Sowing of groundnut + soybean (4: 1) and castor (two rows) on the side helps in control of leaf eating caterpillar
		Maize	Method of sowing: Token
			Token spacing: 75 cm x 20 cm - for late and medium varieties : 60 cm x 20 cm - for short duration varieties
		Soybean	Seeds: 15 to 20 kg per hectare
			Seed Treatments: Apply 2 to 2.5 gms of Thymol per kg of seed before sowing. Also use Azatobacter before sowing.
Maharashtra	Washim	Pigeon Pea	Fertilizer dose: Apply 40 kg Nitrogen, 60 kg Phosphorous, 40 kg Potash per hectare at the time of sowing.
			Selection of Variety: JS-335, MACS-1188, Phule Kalyani (DS-228), JS-9305, KS-103, Phule Agrani, (KDS 344) and Phule Sangam (KDS 726)
		Cotton	Seed Treatments: Rub soybean seed 5 gms of Trichoderma per kg of seed to protect against fungal diseases. Also apply Rhizobium 250 g + Phosphorus soluble bacteria (PSB) 250 g per 10 kg seed of soybean group for nitrogen fixation..
			Intercropping: Take soybean + Pigeon Pea (3: 1).
		Soyabean	Selection of varieties: Vipula, Phule Rajeshwari, ICPL-87, BSMR-853, BSMR736, BDN-711 and BDN-716
			Seed Treatments: Before sowing, 5 gm of Trichoderma or 2 gm of Thymol + 2 gm of Carbendim should be applied per kg of seed. These followed by 250 g of Rhizobium and Phosphorus soluble bacteria (PSB). Bacterial Cultivation Rub 10 kg of seeds in cold solution of jaggery.
		Green Gram	Intercropping: Pigeon Pea is mostly taken as an intercrop. Pigeon Pea + Pearl millet (1: 2), Pigeon Pea + sunflower (1: 2), Pigeon Pea + soybean (1: 3), Pigeon Pea + Sorghum (1: 2 or 1: 4), Pigeon Pea + Cotton (1: 6/1: 8), Pigeon Pea + Groundnut, Pigeon Pea + Mug (1: 3), Pigeon Pea + Black Gram (1: 3).
			Follow recommended spacing and fertilizer doses for arboretum cotton (60x15, 60x30cm, 40:20:20 Kg NPK/ha), Improved hirsutism (60x30cm, 60:30:30 Kg NPK/ha) and rainfed Bt hybrid cotton (90x45, 90x60, 60:30:30 Kg NPK/ha) and irrigated Bt Cotton (120x30, 120x60 cm, 120:60:60 Kg NPK/ha).
		Black Gram	Sowing should be done only after ensuring adequate rainfall (75 to 100 mm), adequate moisture in the soil and soil should be in Wafsa condition. The spacing between two rows and two plants should be 30 X 8 or 45 X 5 cm and sowing should be done horizontally and east to west direction. For sowing J.S.-335, J.S.-9305, M.A.U.S.-71, M.A.U.S.-158, M.A.U.S.-162, J.S.-20-29, J.S.-20-34, A.M.S.-1001 (PDKV Yellow Gold), AMS-MB-5-18 are recommended variety should be used. Before sowing soyabean seed should be treated with Rhizobium Japonikam + PSB + trichoderma @ 25+25+5 gm/kg.
			Sowing should be done only after ensuring adequate rainfall (75 to 100 mm), adequate moisture in the soil and soil should be in Wafsa condition. For cultivation of green gram PKV Moog-8802, PKV Green gold (AKM 9911),PKV AKM-4,BM 2003-2 varieties of green gram should be select for cultivation of green gram crop, 12-15 kg seed per hectare, spacing between two rows is 30/45 cm and spacing between two plants is 10 cm. Before sowing green gram seed should be treated with Rhizobium + PSB + trichoderma @ 25+25+4 gm/kg
Maharashtra	Washim	Pigeon Pea (Red Gram/Arhar)	Sowing should be done only after ensuring adequate rainfall (75 to 100 mm), adequate moisture in the soil and soil should be in Wafsa condition. For cultivation of black gram PKV-udid-15,TAU-1,TAU-2 and PDKV black gold (AKU-10-1). Before sowing black gram seed should be treated with Rhizobium + PSB + trichoderma @ 25+25+4 gm/kg.
			Sowing should be done only after ensuring adequate rainfall (75 to 100 mm), adequate moisture in the soil and soil should be in Wafsa condition. . For cultivation of Pigeon pea crop varieties to be chosen as per the soil type are-early varieties for medium soil type(TAT-10,IPCL 87,AKT-8811), medium duration varieties for medium to heavy soil type(BSMR-736,PKV Tara,BSMR-853,BDN-716,BDN-708) and long duration varieties for heavy soil type(IPCL-87119,C-11) seed rate 12 to 15 kg/ha. Before sowing Pigeon pea seed should be treated with Rhizobium + PSB + trichoderma @ 25+25+4 gm/kg.

UTTAR PRADESH

The cultivable area is 82.1% of total geographical area and the net area sown is 68.5% of cultivable area. The percentage of net irrigated sown area is 80.3%. Traditionally rain fed and irrigated agriculture is common.

Kharif Major Crops

The main crops grown are rice, maize, pigeon pea, sorghum, pearl millet, moong beans during Kharif season. The important cash crops of the region are sugarcane, potato, tobacco, chillies, turmeric and coriander with supplemental irrigation. Rice–wheat cropping system is more predominant.

Agro-Climatic Zones of Uttar Pradesh

Sr.No.	Agro-Climatic Regions	Districts
1	Bhawar and plain, Tarai plain	Pilibhit, Sambhal (Bhim Nagar), Bareilly, Rampur, Moradabad, Shahjahanpur, Budaun and Jyotibaphule Nagar
2	Western Plain Zone	Saharanpur, Muzaffarnagar, and Baghpat
3	Mid-western plain zone	Bijnor, Moradabad, Amroha, Rampur, Bareilly, Badaun, Pilibhit and Shahjahanpur
4	Western sub-tropical zone	Aligarh, Mahamaya Nagar, Mathura, Agra, Firozabad, Etah, and Mainpuri
5	Mid plain zone	Farrukhabad, Kannauj, Etawah, Kanpur Nagar, Kanpur Dehat, Unnao, Hardoi, Kheri, Sitapur, Lucknow, Raebareli, Fatehpur, Pratapgarh and Allahabad
6	Bundelkhand Zone	Lalitpur, Jhansi, Jalaun, Hamirpur, Banda and Chitrakoot, Mahoba
7	North Eastern Plain Zone	Bahraich, Balrampur, Gonda, Siddharth Nagar, Basti, Maharajganj, Kushinagar and Deoria
8	Eastern Plain Zone	Barabanki, Faziabad, Sultanpur, Jaunpur, Azamgarh, Amethi, Mau, Ballia, Ghazipur, Varanasi and Sant Ravidasnagar
9	Bindhya Zone	Mirzapur and Sonbhadra

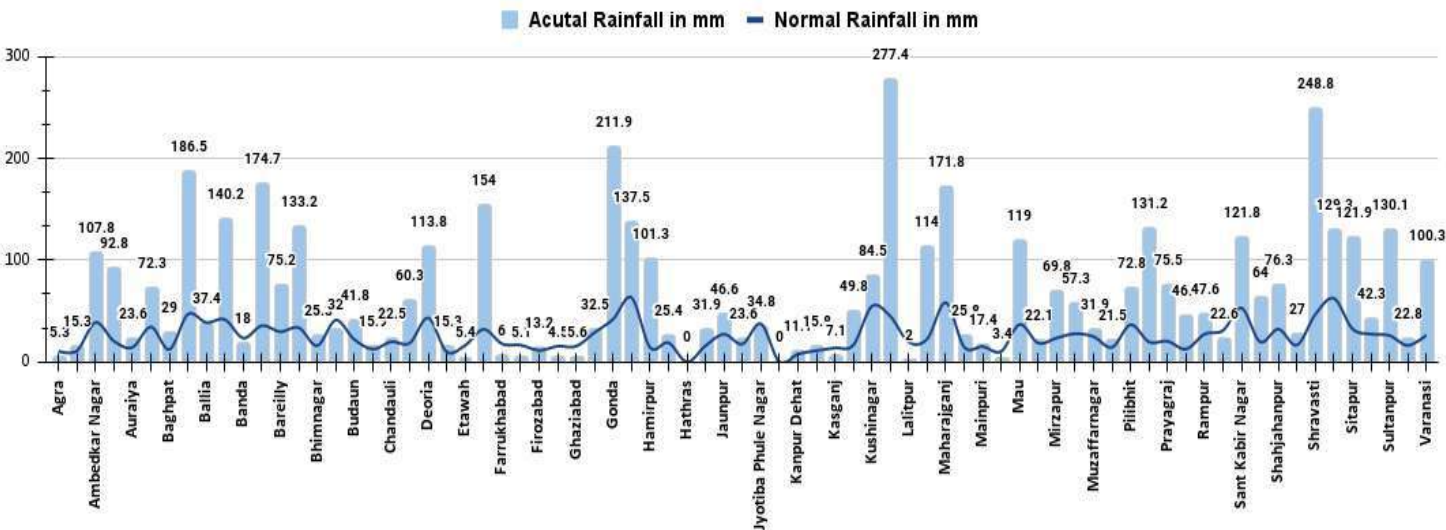
Reservoir Storage Status

NAME OF RESERVOIR	FRL (MTS)	LIVE CAP. AT FRL (BCM)	THIS SEASON		LAST SEASON	
			LEVEL (MTS)	LIVE STORAGE (BCM)	LEVEL (MTS)	LIVE STORAGE (BCM)
MATATILA	308.46	0.707	301.33	0.073	301.75	0.093
RIHAND	268.22	5.649	256.18	0.900	256.00	0.847
SHARDA SAGAR	190.5	0.33	188.70	0.305	187.30	0.234
SIRSI	217.93	0.19	209.50	0.009	215.00	0.099
MAUDAHA	147.8	0.179	141.30	0.016	144.10	0.065
JIRGO	98.2	0.147	92.31	0.042	94.70	0.074
RANGAWAN	233.17	0.155	220.58	0.002	227.32	0.053
MEJA	178	0.299	162.00	0.046	153.28	0.001

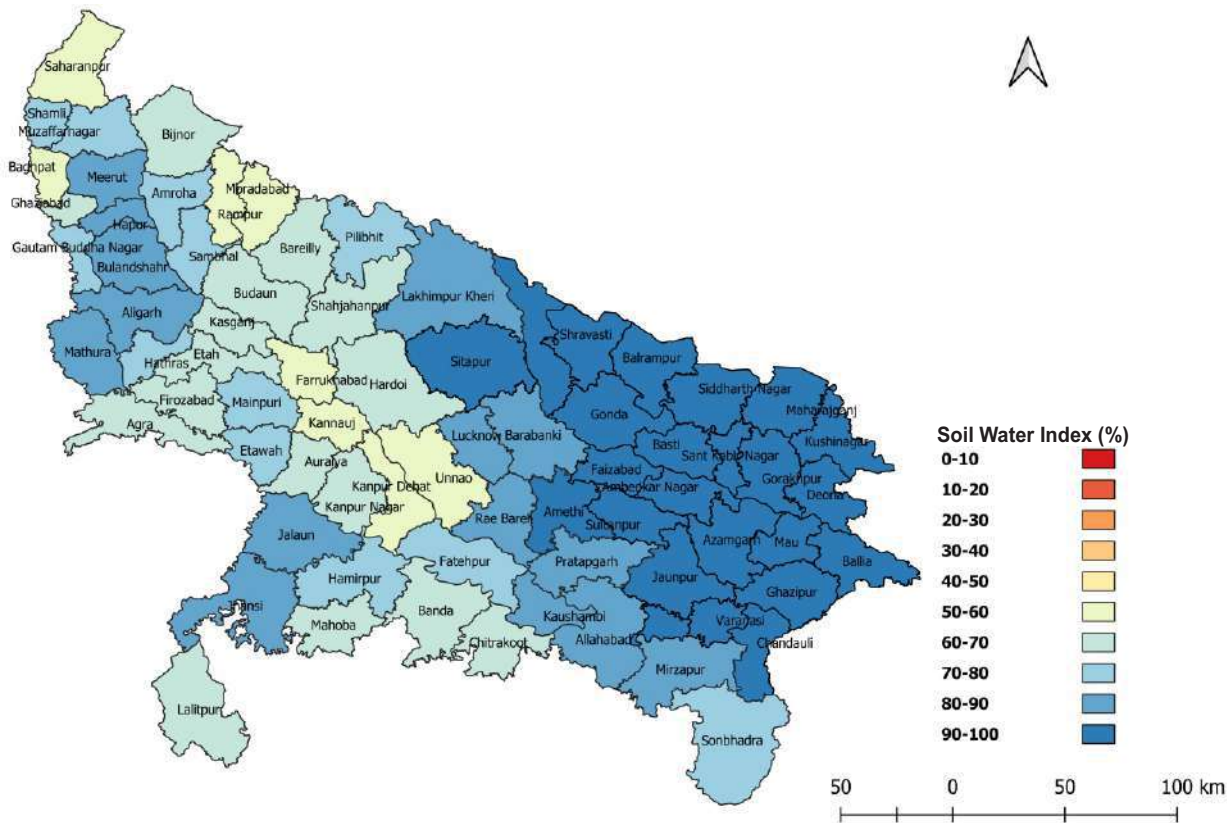
LAST YEAR STORAGE AS % OF LIVE CAP AT FRL	% OF THIS YR STORAGE TO LAST
13	78
15	106
71	130
52	9
36	25
50	57
34	4
0	4600



Rainfall

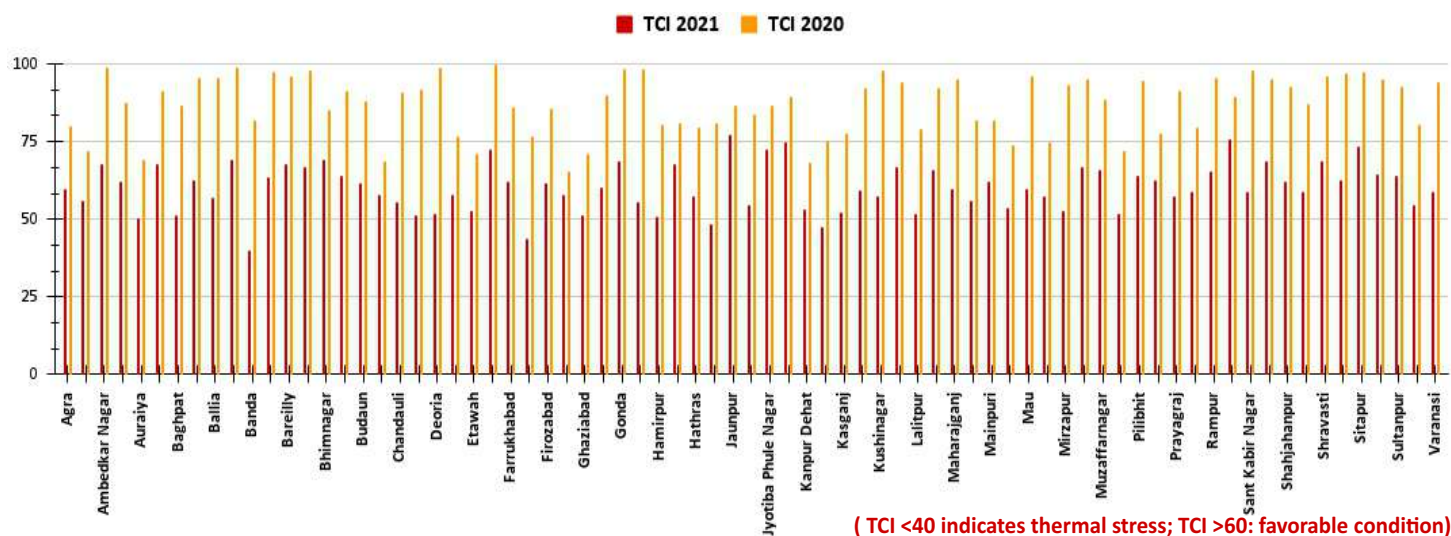


Soil Water Index

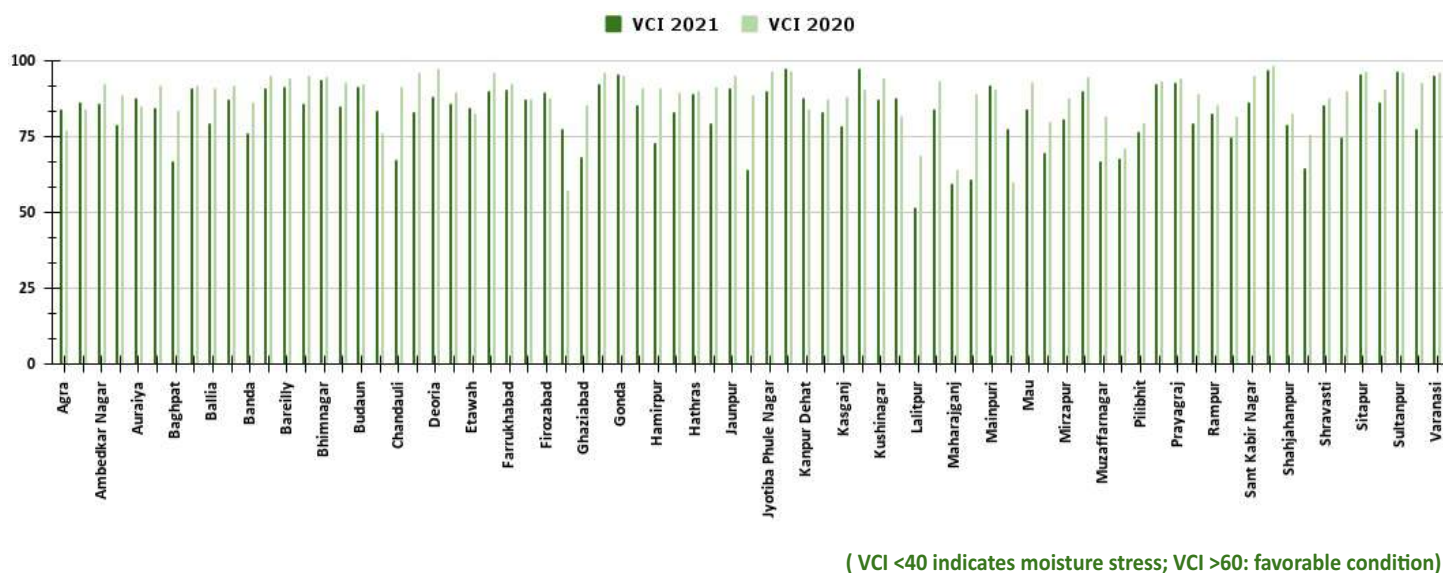




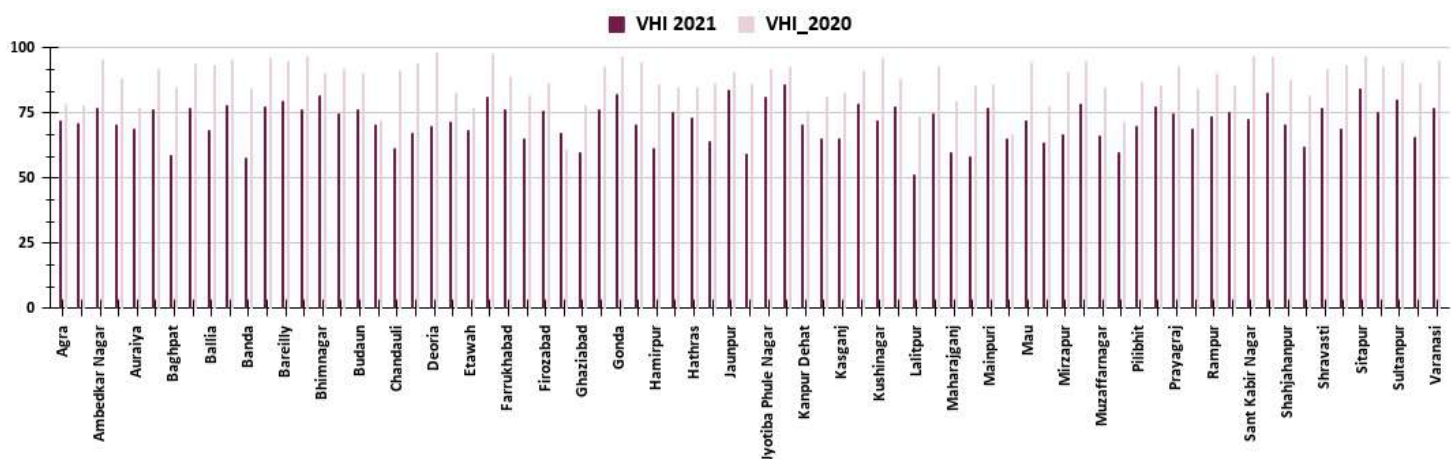
Temperature Condition Index (TCI)



Vegetation Condition Index (VCI)



Vegetation Health Index (VHI)



(VHI <40 indicates vegetation stress; VHI >60: favorable condition)

(VHI >65 indicates good vegetation condition)

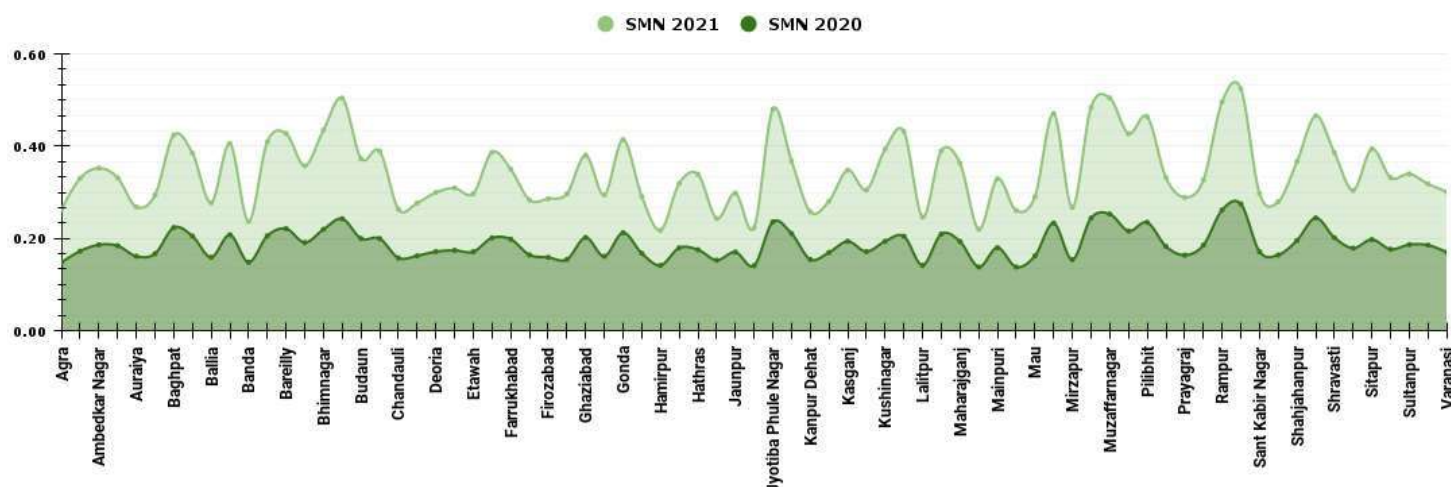
(VHI >85 indicates very good vegetation condition)

For Drought : (VHI <15 indicates drought from severe-to-exceptional intensity)

(VHI <35 indicates drought from moderate-to-exceptional intensity)



Smoothed Normalized Difference Vegetation Index (SMN)



Crop Specific Advisory

State	District	Crop(Varieties)	Crop Specific Advisory
Uttar Pradesh	Amroha	Pigeon Pea (Red Gram/Arhar)	Prabhat, type 21 and Paras species of pigeon pea, are early ripening and bahar is late ripening species. In the case of irrigation, sow the arhar now or else in the absence of irrigation, when the rain starts.
		Maize	Hybrid maize Ganga-2 Ganges-5 species, can be sown by if there is irrigation facility, then sowing can be done by June 15, otherwise you can sow maize by June 25.
Uttar Pradesh	Baghpat	Sorghum (Jowar/Great Millet)	Sow Jowar in the last week of June.
Uttar Pradesh	Bahraich	Sorghum (Jowar/Great Millet)	Sowing of pigeon pea may be done in this week. Adequate moisture should be maintained for optimum germination of seeds. Farmers are advised to procure good quality seeds from certified sources. Before sowing pigeon pea, seeds should be treated with crop specific Rhizobium culture and Phosphate Solubilizing Bacteria (PSB).
Uttar Pradesh	Balrampur	Pigeon Pea (Red Gram/Arhar)	Sowing of pigeon pea may be done in this week. Adequate moisture should be maintained for optimum germination of seeds. Farmers are advised to procure good quality seeds from certified sources. Before sowing pigeon pea, seeds should be treated with crop specific Rhizobium culture and Phosphate Solubilizing Bacteria (PSB).
Uttar Pradesh	Banda	Pigeon Pea (Red Gram/Arhar)	Pigeon pea: Sowing of short duration variety viz: Paras, UPAS-120, Type-21 and Pusa 992 after 30 May
		Black Gram	Harvesting should be done as early as possible of green gram and black gram crop of zaid season.
Uttar Pradesh	Bijnor, Budaun, Farrukhabad, Bareilly, Meerut, Moradabad, Muzaffarnagar, Pilibhit, Rampur, Sambhal	Pigeon Pea (Red Gram/Arhar)	Prabhat, type 21 and Paras species of pigeon pea, are early ripening and bahar is late ripening species. In the case of irrigation, sow the arhar now or else in the absence of irrigation, when the rain starts.
		Maize	Hybrid maize Ganga-2 Ganges-5 species, can be sown by if there is irrigation facility, then sowing can be done by June 15, otherwise you can sow maize by June 25.
Uttar Pradesh	Bulandshahr	Maize	Before sowing maize, treat maize seed at the rate of 2.5 gm Thiram per kg seed.
Uttar Pradesh	Chitrakoot	Sorghum (Jowar/Great Millet)	Farmers are advised to after the clouds open, prepare for sowing of jowar crop.
		Pigeon Pea (Red Gram/Arhar)	Farmers are advised to do after the cloud open, timely sowing of pigeon pea crop
Uttar Pradesh	Etah	Green Gram	Break the ripe beans of moong and urad.
Uttar Pradesh	Etawah, Hardoi, Hathras, Kanpur-Dehat, Kanpur-Nagar, Kheri, Firozabad, Sitapur, Unnao	Maize	Sow any one variety of Kharif maize recommended hybrid variety- D-7074, D-9144, M-2525, Ganga, Azad Shekhar Maize-1, Azad Shekhar Maize-2, Azad Uttam and Azad Kamal etc. Farmers are informed that in view of the possibility of rain, they should do the sowing of maize after June 21, 2021 and make proper arrangements for drainage of excessive rain water from the maize crop sown on time
		Black Gram, Green Gram	Farmers are informed that in view of the possibility of rain, they should do the harvesting of mature urd crops after June 21, 2021 and make proper arrangements for drainage of excessive rain water from standing urd crops in the field. And after threshing the harvested crops, separate the grain from the straw and structure the grain.
Uttar Pradesh	Faizabad	Maize	Do proper arrangement of drainage from the field of maize crops.
Uttar Pradesh	Gautam-Buddha-Nagar, Ghaziabad, Hapur	Maize	Hybrid maize Ganga-2 Ganges-5 species, can be sown by if there is irrigation facility, then sowing can be done by June 15, otherwise you can sow maize by June 25.



Uttar Pradesh	Gorakhpur	Pigeon Pea (Red Gram/Arhar)	Farmers are advise to field preparation of pigeon pea and sowing on the rigged bed
Uttar Pradesh	Hamirpur,Jalaun	Pigeon Pea (Red Gram/Arhar)	Pigeon pea: Sowing of short duration variety viz; Paras, UPAS-120, Type-21 and Pusa 992 after 30 May.
		Black Gram	Harvesting should be done as early as possible of green gram and black gram crop of zaid season.
Uttar Pradesh	Kannauj	Maize	Farmers are advice to keep the maize produce in the shadeand airy place for the three to four days, after that during open weather you my dryup the maize in the open place. shade place should be available near drying place as well as polythene also available for adverse weather condition
		Green Gram	Urd/Moong crop has completed their life cycle, for the three days farmers are advice to keep the produce dry & airy place, Also polythene and shade should be available near processing place, that will helpful for adverse weather condition.
		Groundnut	Almost groundnut crop ripened. So farmers are advice to Dig, clean & dry up timely. These days monsoon activating, so shade & polythene should be available near processing and dry up place.
Uttar Pradesh	Kaushambi,Pratapgarh	Groundnut	Apply 100 Kg Gypsum 3 week after sowing of groundnut.
Uttar Pradesh	Lalitpur,Mahoba	Pigeon Pea (Red Gram/Arhar)	Pigeon pea: Sowing of short duration variety viz; Paras, UPAS-120, Type-21 and Pusa 992 after 30 May.
		Black Gram	Harvesting should be done as early as possible of green gram and black gram crop of zaid season.
Uttar Pradesh	Maharajganj,Shravasti,Gonda	Pigeon Pea (Red Gram/Arhar)	Sowing of pigeonepea may be done in this week. Adequate moisture should be maintained for optimum germination of seeds. Farmers are advised to procure good quality seeds from certified sources. Before sowing pigeon pea, seeds should be treated with crop specific Rhizobium culture and Phosphate Solublesing Bacteria (PSB).
Uttar Pradesh	Mau,Mirzapur,Varanasi	Green Gram	As per weather forecast, there is a chance of cloudy weather and there may be moderate to heavy rains in coming days. During day time, wind speed will be above normal. So, in case of water stagnation, make proper drainage system in the field. Undertake picking of fruits and use green leaf and stalk for green manuring or as green fodder
Uttar Pradesh	Rae-Bareli,Sant-Kabir-Nagar	Maize	Do proper arrangement of drainage from the field of maize crops.
Uttar Pradesh	Sant Ravidas Nagar	Pigeon Pea (Red Gram/Arhar)	Prabhas, Upas 120 in early maturing varieties of Arhar and Bahar Narendra Arhar-1, Rajendra Arhar-1 and Narendra two can be used in late maturing varieties. Arrange seed from certified source. Farmer brother should sow Arhar on the bunds when the weather is clear.
Uttar Pradesh	Shahjahanpur	Maize	Farmers should postpone the sowing of fodder crops like guar, maize, millet etc. for the next three days in view of the weather.
Uttar Pradesh	Sonbhadra	Pigeon Pea (Red Gram/Arhar)	In view of light to moderate rainfall in coming days stop for some days sowing of Pigeon pea.

ODISHA

The state has around 4.5 million ha under paddy cultivation, which covers both irrigated and rainfed areas.

Kharif Major Crops

Maize and Ragi are the important coarse cereal crops. Jowar, Bajra and small millets are also grown in the state to a lesser extent. Arhar, mung, kulthi, biri, gram, fieldpea, cowpea and lentil are the pulse crops grown in the State. Pulses are grown mainly in uplands during Kharif season predominantly in inland districts.

Agro-Climatic Zones of Odisha

Sr. No.	Agro-Climatic zone	Districts
1	East & South East Coastal Plain	Puri, Nayagarh, Khordha, Kendrapada, Jagatsinghpur, Cuttack
2	Eastern Ghat High Land	Nabarangpur, Koraput
3	Mid Central Table Land Zone	Dhenkanal, Angul
4	North Central Plateau	Mayurbhanj, Keonjhar
5	North Eastern Coastal Plain	Jajpur, Bhadrak, Baleshwar
6	North Eastern Ghat	Rayagada, Kandhamal, Ganjam, Gajapati
7	North Western Plateau Zone	Sundargarh, Deogarh
8	South Eastern Ghat	Malkangiri
9	West Undulating Zone	Nuapada, Kalahandi
10	Western Central Table Land Zone	Subarnapur, Sambalpur, Jharsuguda, Boudh, Bargarh, Balangir

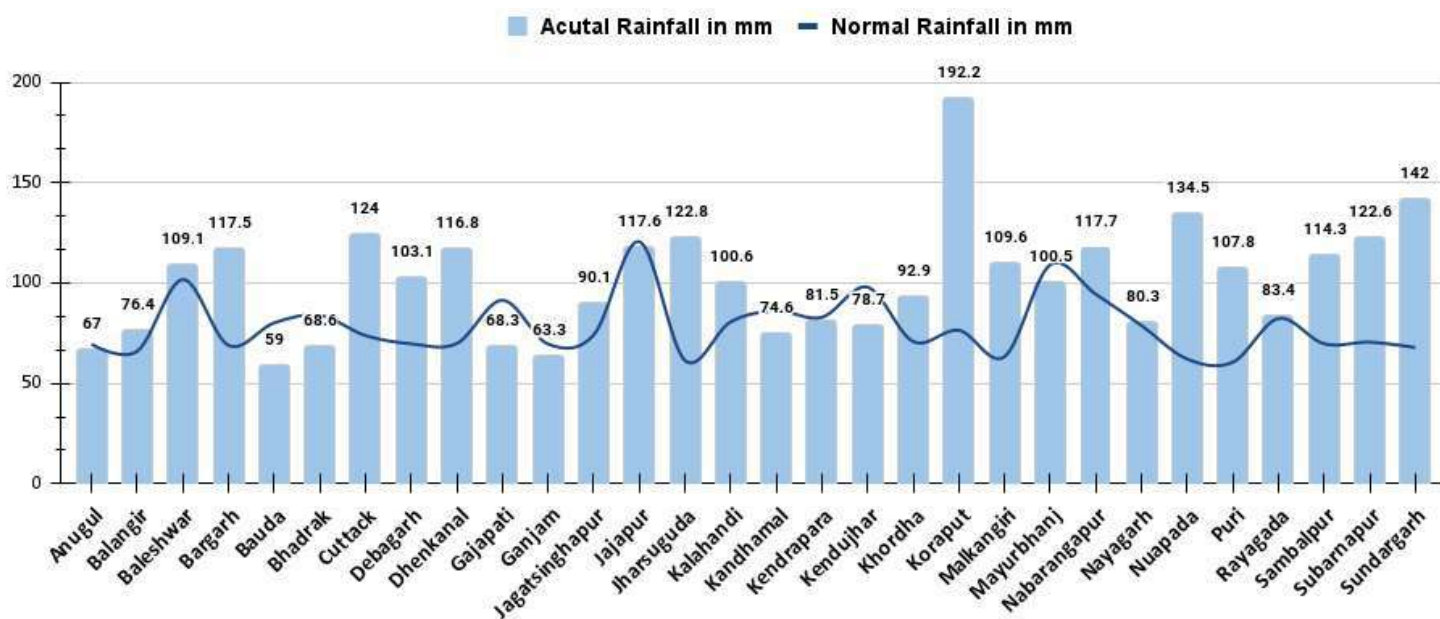
Reservoir Storage Status

NAME OF RESERVOIR	FRL (MTS)	LIVE CAP. AT FRL (BCM)	THIS SEASON		LAST SEASON	
			LEVEL (MTS)	LIVE STORAGE (BCM)	LEVEL (MTS)	LIVE STORAGE (BCM)
HIRAKUD	192.02	5.378	182.88	0.698	185.27	1.439
BALIMELA	462.08	2.676	466.29	0.577	446.04	0.556
SALANADI	82.3	0.558	70.95	0.236	74.15	0.313
RENGALI	123.5	3.432	112.20	0.414	111.38	0.264
MACHKUND(JALAPUT)	838.16	0.893	828.42	0.274	828.87	0.292
UPPER KOLAB	858	0.935	846.32	0.097	849.06	0.231
UPPER INDRAVATI	642	1.456	630.41	0.368	632.12	0.509
SAPUA	168.5	0.006	167.61	0.006	168.50	0.006
HARIHARIHOR	147.5	0.059	141.00	0.000	144.54	0.035
MANDIRA DAM	210.31	0.309	206.80	0.188	208.64	0.255

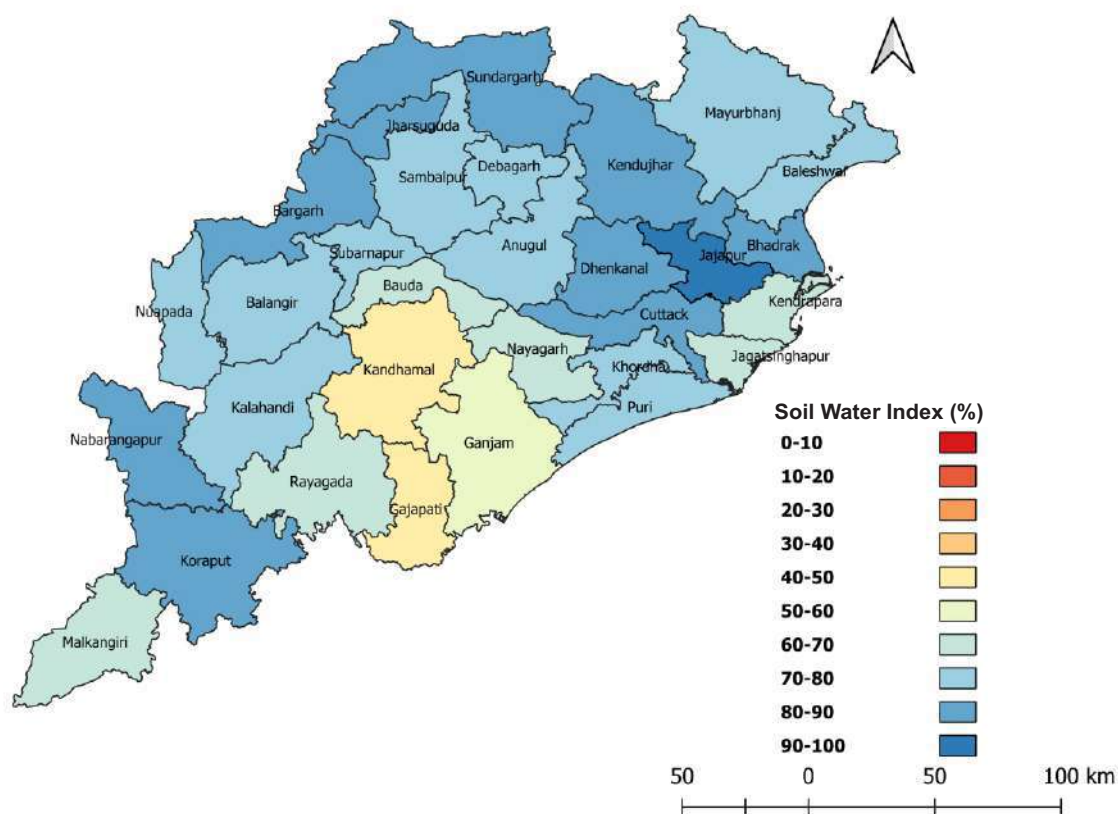
LAST YEAR STORAGE AS % OF LIVE CAP AT FRL	% OF THIS YR STORAGE TO LAST
27	49
21	104
56	75
8	157
33	94
25	42
35	72
100	100
59	0
83	74



Rainfall

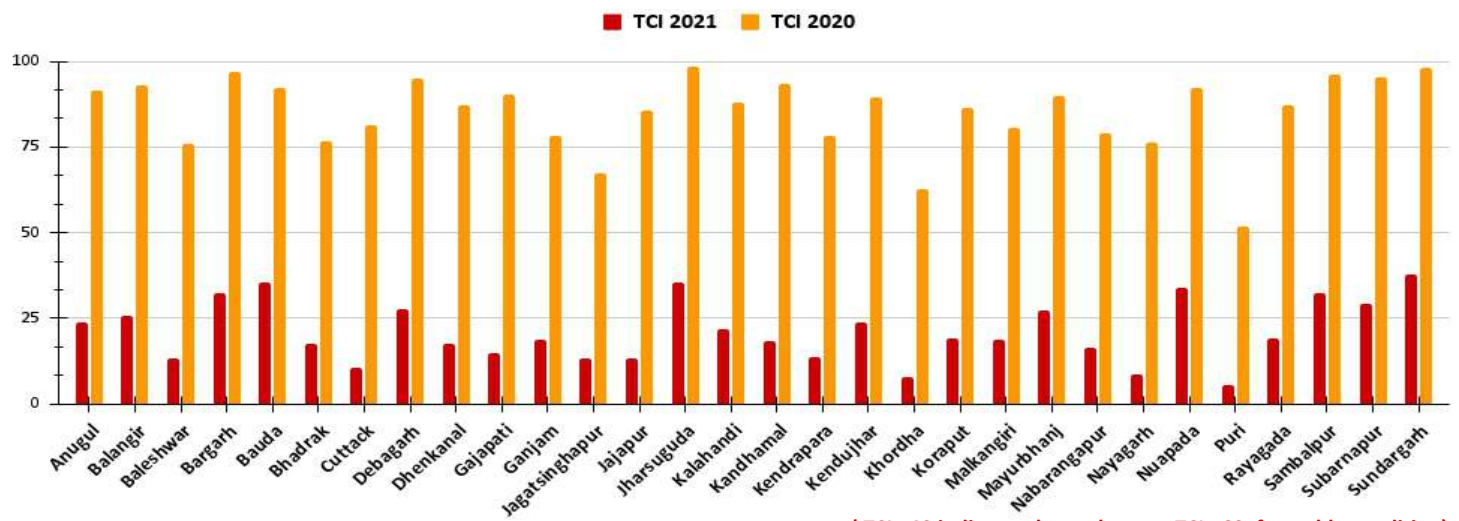


Soil Water Index



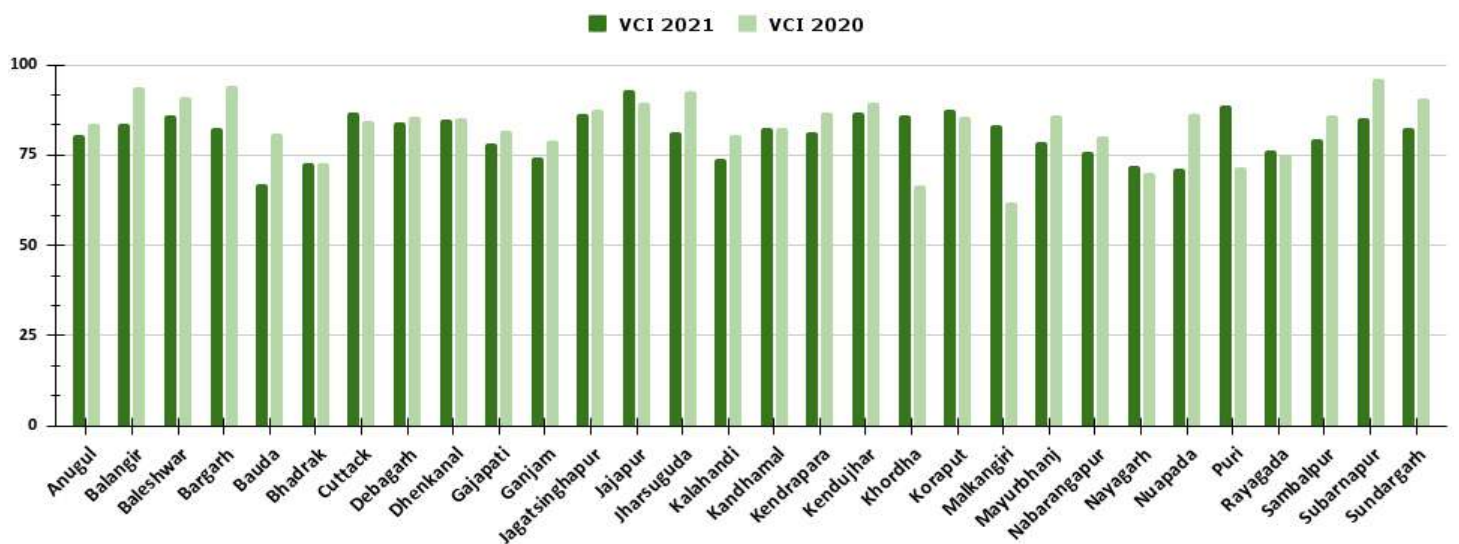


Temperature Condition Index (TCI)



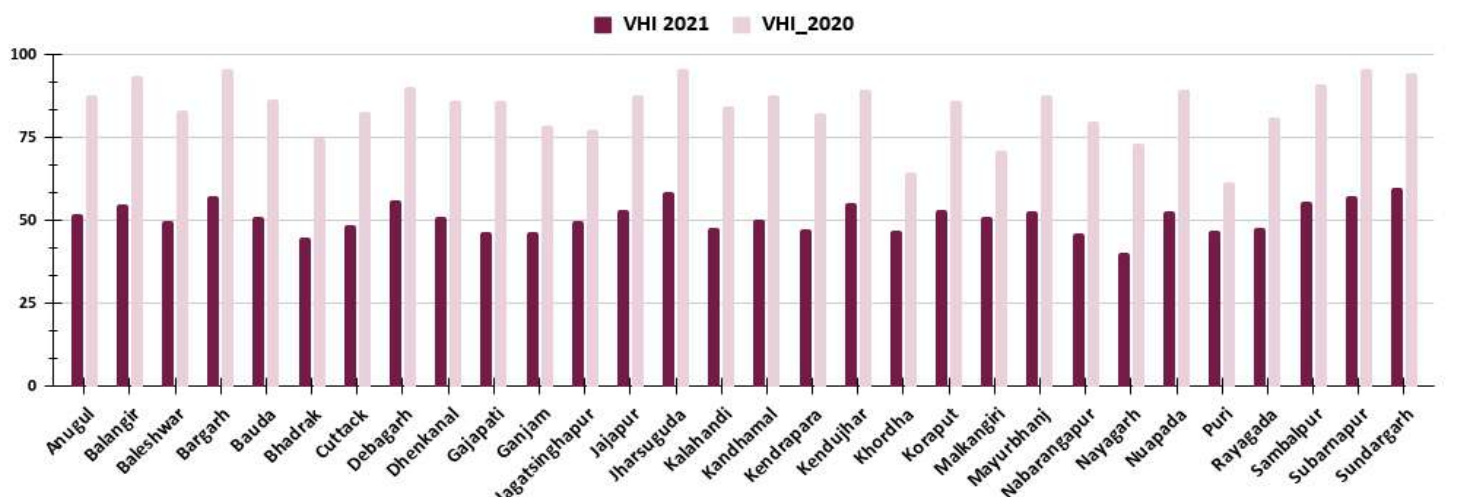
(TCI <40 indicates thermal stress; TCI >60: favorable condition)

Vegetation Condition Index (VCI)



(VCI <40 indicates moisture stress; VCI >60: favorable condition)

Vegetation Health Index (VHI)



(VHI <40 indicates vegetation stress; VHI >60: favorable condition)

(VHI>65 indicates good vegetation condition)

(VHI>85 indicates very good vegetation condition)

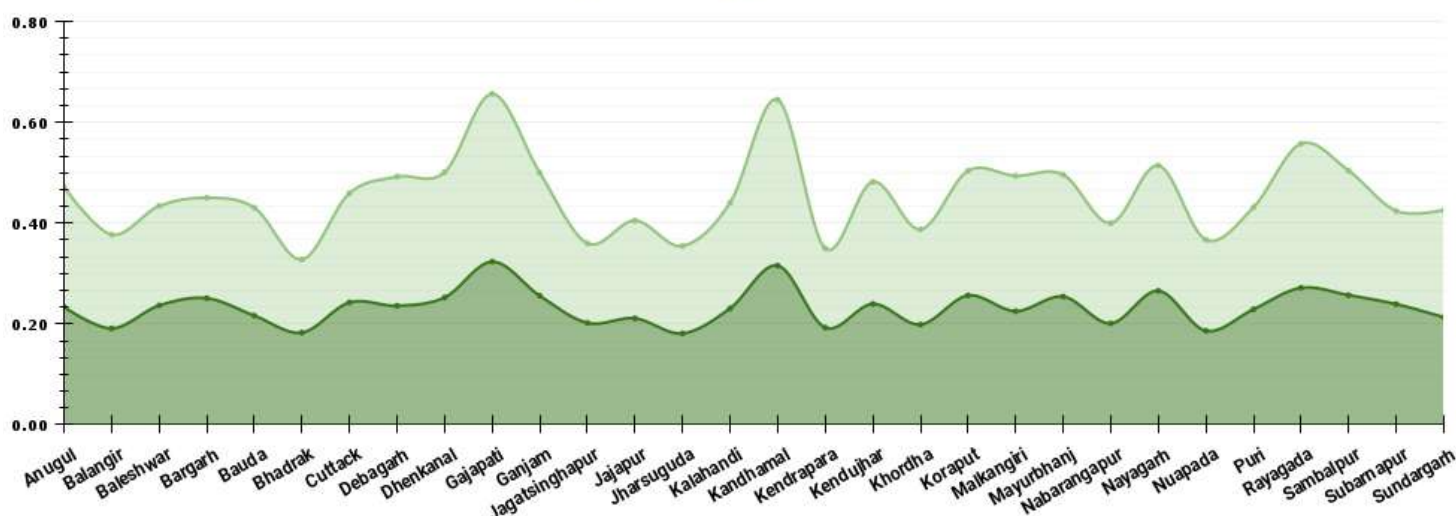
For Drought : (VHI<15 indicates drought from severe-to-exceptional intensity)

(VHI<35 indicates drought from moderate-to-exceptional intensity)



Smoothed Normalized Difference Vegetation Index (SMN)

● SMN 2021 ● SMN 2020



Crop Specific Advisory

State	District	Crop(Varieties)	Crop Specific Advisory
Odisha	Balangir,Mayurbhanj	Pigeon Pea (Red Gram/Arhar)	PRG - 235, PRG 176, VLARHAR1,T-Arhar etc are some improved varietis of Arhar.If line sowing is done in the field, the recommended seed rate for early and late maturing varieties is 8 and 6 kg/acre.Seed treatment can be done with Carbendazim 50 % WP @ 2-gram/ kg of seeds or Carboxin 37.5 % + Thiram 37.5% D.S WP (Vitavax power/Vaccinator Power. Treat the seeds with recommended species of Rhizobium bacterial culture @ 20 gram/kg of seeds before 1 hour of sowing. The gap between chemical seed treatment and Rhizobium treatment should be at least 7 days.
Odisha	Bargarh,Boudh, Sambalpur,Sonepur	Maize	Farmers are advised to prepare fields for maize cultivation. Hybrids like Ganga -5, Deccan-103, KH-510; composites like Shakti-1, Navjot etc. may be sown at a seed rate of 20kg/ha with a row to row spacing of 45-60cm and plant to plant spacing of 20cm. Apply a fertilizer dose of 60-30-30 NPK/acre.
Odisha	Deogarh	Cotton	Cotton : Try to complete the sowing work of cotton seeds in during the month of June. At the timing of sowing of cotton take as green vitamin of 8 to 10 kg as main seeds in one ecar. Maintain the gap in Row to row 90cm & tree to tree 60cm. In the case of Shankar or hybrid seeds it has to take gap 90cm in row to row. Sowing 2 nos of seeds of each bush in 4 to 5cm deep then covered it by soil. Applying 52 kg of DAP 7kg of yuriya & 20kg patas in one ecar.
		Rice	Paddy: There are many varities which cultivates in high or middle highest field in during the period from 100 to 120 days that varities are Khandagiri,Shabhagi paddy,DRR-42,DRR-44,DRR-46,Mandakini,Nabeen,M.T.U-1010,G.B-1,Beena11,Satyabhama & Swarna Shreya etc. It needs 20Kg in each ekar for showing rows
		Maize	Maize- Carbendajim 50% is tester for maize.It needs the quantity 1.5gm of each kg. of seeds.
Odisha	Dhenkanal	Maize	To control fall army worm in maize spray emamectin benzoate (5% S.G.) @ 0.4g per litre of water.
Odisha	Gajapati	Pigeon Pea (Red Gram/Arhar)	PRG-235, PRG 176, VL ARHAR1, T-Arhar etc are some improved varieties of Arhar. If line sowing is done in the field, the recommended seed rate for early and late maturing varieties is 8 and 6 kg/acre.Seed treatment can be done with Carbendazim 50 % WP @ 2-gram/ kg of seeds or Carboxin 37.5 % + Thiram 37.5% D.S WP (Vitavax power/Vaccinator Power. Treat the seeds with recommended species of Rhizobium bacterial culture @ 20 gram/kg of seeds before 1 hour of sowing. The gap between chemical seed treatment and Rhizobium treatment should be at least 7 days
		Maize	Weeds in Maize can be controlled, by spraying Atrazine 50 % W.P (Atrazine/Dhanuzin/Atratorp) herbicide @ 800- gram/acre by mixing it in 200 litres of water within 1-3 DAS.
		Cotton	After monsoon rain fall go for ploughing. Plough the field with mould board plough or disc plough for deep ploughing. Keep the field clean. Apply 2 tonne of compost during last ploughing. Purchase suitable hybrid seeds and fertilizers from licenced dealer. Avoid growing longer duration hybrids in Rainfed area.



Odisha	Ganjam	Pigeon Pea (Red Gram/Arhar)	In early duration varieties, row to row distance should be maintained at 60cms, and plant to plant distance at 15cms. Arhar should be sown after seed treatment with Rhizobium culture @ 20 grams and PSB @ 10 grams per kg. seed.
		Maize	As the weather is favorable farmers can go for sowing of maize at optimum moisture condition. Before sowing seeds should be treated with chemicals like Cyantraniliprole 19.8% + Thiamethoxam 19.8% FS @ 4 ml per kg of seed. Avoid irrigation in standing crops.
Odisha	Jagatsinghpur	Paddy	Upland rice varieties (Matures in 100-120 days) like Khandagiri, Sahabhangi Dhan, DRR-42, DRR-44, DRR-46, Mandakini, Naveen, GB-1, Bina-11, MTU-1010, Satyabhama, Swarna Shreya etc. can be cultivated. • Medium land rice varieties (Matures in 120-140 days) like MTU 1156, MTU 1153, CR Dhan 310, RGL 2538, Lalat, Improved Lalat, Manaswini, MTU-1001, Sampada, Gitanjali, Nua acharmati etc can be cultivated. • Low land rice varieties (Matures >140 days) like Pratikshya, Swarna, Swarna Sub-1, RGL-2537, MTU-1075, Mrinalini, Hashanta, Rani Dhan, CR 1009, CR 1009 Sub-1, DRR 50, Pooja, MTU-1064, CR-1018, Sarala, Durga, Pradhan Dhan, Nua Kalajeera, Nua chinikamini, CR Sungadhi Dhan-907 etc can be cultivated. • Before sowing, seed treatment can be done with Carbendazim 50 % WP (Dhanustin/Bavistin) @ 2- gram/ kg of seeds or Carboxin 37.5 % + Thiram 37.5% D.S WP (Vitavax power) or thiram 75 % WS @ 3 gm/kg of seeds.
		Groundnut	Use suitable variety of Groundnut like Devi (ICGV-91114), Kadri-6, Kadri-9, TG-37A, TAG-51, TAG-38, TAG-24, Smruti, CO-7, Dharani etc. • Treat the seeds with recommended species of Rhizobium bacterial culture @ 20 gm/kg of seeds before 1 hour of sowing.
Odisha	Jharsuguda	Maize	Farmers are advised to prepare fields for maize cultivation. Hybrids like Ganga -5, Deccan-103, KH-510; composites like Shakti-1, Navjot etc. may be sown at a seed rate of 20kg/ha with a row to row spacing of 45-60cm and plant to plant spacing of 20cm. Apply a fertilizer dose of 60-30-30 NPK/acre
Odisha	Kalahandi	Paddy	Start land preparation for direct sowing and nursery sowing for transplanting taking the advantage of monsoon rain. Collect the certified seeds of paddy like Khandagiri, Sahabhangi, Jyotirmayee, Mandakini, etc. for upland, Lalat, MTU1010, Naveen, MTU-1001, Pratibha, Pradeep, Hiranmayee, Tejaswini for medium land and MTU-7029, Pooja, Pratikshya Hasant, Mrunlalini, Ashutosh etc for low land situation @ 20kg/acre. Start land preparation for nursery sowing of paddy. Sow the pre-germinated seeds in seed beds of 1m breadth and 15cm height with convenient length as per availability. Keep drainage channels in between the beds to facilitate the water management. An area of 400sq. m. is sufficient for sowing 20kg seed per acre to raise seedlings for 1acre transplanting. Start sowing direct seeding of rice by seed drill. Apply 35kg DAP and 10kg MOP before sowing.
		Cotton	Start land preparation for sowing cotton taking the advantage of rain. The HYV cotton varieties are Suraj, Supriya, Surabhi and seed rate is 1.4kg/acre. Collect the hybrids like Bunny, Diana, Bhaskara, Namaskara, Tulasi, Sigma, Chiruta, Takat etc @500g/acre. For high density Planting system(HDPS) the seed rate is 5kg/acre and varieties suitable are Suraj and Supriya.
Odisha	Kendrapada, Khordha Puri	Paddy	Upland rice varieties (Matures in 100-120 days) like Khandagiri, Sahabhangi Dhan, DRR-42, DRR-44, DRR-46, Mandakini, Naveen, GB-1, Bina-11, MTU-1010, Satyabhama, Swarna Shreya etc. can be cultivated Medium land rice varieties (Matures in 120-140 days) like MTU 1156, MTU 1153, CR Dhan 310, RGL 2538, Lalat, Improved Lalat, Manaswini, MTU-1001, Sampada, Gitanjali, Nua acharmati etc can be cultivated Low land rice varieties (Matures >140 days) like Pratikshya, Swarna, Swarna Sub-1, RGL-2537, MTU-1075, Mrinalini, Hashanta, Rani Dhan, CR 1009, CR 1009 Sub-1, DRR 50, Pooja, MTU-1064, CR-1018, Sarala, Durga, Pradhan Dhan, Nua Kalajeera, Nua chinikamini, CR Sungadhi Dhan-907 etc can be cultivated. Before sowing, seed treatment can be done with Carbendazim 50 % WP (Dhanustin/Bavistin) @ 2- gram/ kg of seeds or Carboxin 37.5 % + Thiram 37.5% D.S WP (Vitavax power) or thiram 75 % WS @ 3 gm/kg of seeds.
		Groundnut	Use suitable variety of Groundnut like Devi (ICGV-91114), Kadri-6, Kadri-9, TG-37A, TAG-51, TAG-38, TAG-24, Smruti, CO-7, Dharani etc. Treat the seeds with recommended species of Rhizobium bacterial culture @ 20 gm/kg of seeds before 1 hour of sowing



Odisha	Kendujhar	Groundnut	The weather is optimum for for sowing of groundnut Grow High yielding varieties Ak-12 24 for direct eating as nuts and Smruti for oil. Use 40 kg shelled kernel/acre (60 kg unshelled nuts). Before sowing seeds are to be treated with 2 g Bavistin/kg Treat the seeds with the Rhizobium culture @ 600 culture/acre 7 days after fungicidal treatment. Apply 8:16:16 kg NPK/acre during final land preparation as basal. Phosphorous should be applied in form of SSP other wise apply 75-100 kg Gypsum/acre along with the basal. Sow the seeds in line 30 cm apart with 10 cm plant to plant distance
Odisha	Malkangiri	Maize	This is the optimum time for sowing of maize. After receipt of rainfall, sow the maize seeds with a spacing of 60 x 20-25 cm using 6 kg seeds/acre. At the sowing time apply 35 kg DAP, 4 kg urea and 27 kg MoP per acre.
Odisha	Nabarangpur	Maize	To control fall army worm spray Thiamethoxam 12.6% + Lambda cyhalothrin 9.5% EC @ 0.5 ml/litre of water or Emamectin benzoate 5% SG @ 0.4 g/litre of water.
Odisha	Nayagarh	Pigeon Pea (Red Gram/Arhar)	Treat the arhar seeds with Carboxin 37.5% + Thiram 37.5% DS (Vitavax Power) @ 2 gm per kg of seeds for 10 hours before sowing.
Odisha	Nuapara	Paddy	Start land preparation for direct sowing and nursery sowing for transplanting taking the advantage of monsoon rain. Collect the certified seeds of paddy like Khandagiri, Sahabhagi, Jyotirmayee, Mandakini, etc. for upland, Lalat, MTU1010, Naveen, MTU-1001, Pratibha, Pradeep, Hiranmayee, Tejaswini for medium land and MTU-7029, Pooja, Pratikshya Hasant, Mrunalini, Ashutosh etc for low land situation @ 20kg/acre Start land preparation for nursery sowing of paddy. Sow the pre-germinated seeds in seed beds of 1m breadth and 15cm height with convenient length as per availability. Keep drainage channels in between the beds to facilitate the water management. An area of 400sq. m. is sufficient for sowing 20kg seed per acre to raise seedlings for 1acre transplanting. 3. Start sowing direct seeding of rice by seed drill. Apply 35kg DAP and 10kg MOP before sowing.
		Cotton	Start land preparation for sowing cotton taking the advantage of rain. The HYV cotton varieties are Suraj, Supriya, Surabhi and seed rate is 1.4kg/acre. Collect the hybrids like Bunny, Diana, Bhaskra, Namaskara, Tulasi, Sigma, Chiruta, Takat etc @500g/acre. For high density Planting system(HDPS) the seed rate is 5kg/acre and varieties suitable are Suraj and Supriya.
		Maize	Start land preparation for sowing cotton taking the advantage of rain. Collect maize varieties Shakti-1, Navjot etc @6kg/acre and hybrids like Megan-G, Megan, MM-1107, Highshell, Prabal, Proagro 4643, Bio9681, Pinnacle, DMH-7705 @ 8kg/acre.
		Maize	Farmers are advised to prepare fields for maize cultivation. Hybrids like Ganga -5, Deccan-103, KH-510; composites like Shakti-1, Navjot etc. may be sown at a seed rate of 20kg/ha with a row to row spacing of 45-60cm and plant to plant spacing of 20cm. Apply a fertilizer dose of 60-30-30 NPK/acre.
Odisha	Sunadagarh	Cotton	Cotton : Try to complete the sowing work of cotton seeds in during the month of June. At the timing of sowing of cotton take as green vitamin of 8 to 10 kg as main seeds in one ecar. Maintain the gap in Row to row 90cm & tree to tree 60cm. In the case of Shankar or hybrid seeds it has to take gap 90cm in row to row. Sowing 2 nos of seeds of each bush in 4 to 5cm deep then covered it by soil. Applying 52 kg of DAP 7kg of yuriya & 20kg patas in one ecar.
		Maize	Maize- Carbendajim 50% is tester for maize. It needs the quantity 1.5gm of each kg. of seeds.

West Bengal

The cultivated area of the state is 5.5 million ha comprising 62% of the total geographical area. About 54% of cultivated area is irrigated and the cropping intensity is high at 176%.

Kharif Major Crops

Rice is the most important kharif crop, which presently accounts for 77% of the total rice area and 68% of total area under food grains in the State. In addition, wheat, pulses, mustard, groundnut, jute, sugarcane, potato, fruits, vegetables and flowers are cultivated.

Agro-Climatic Zones of West Bengal

Sr No.	Agro-Climatic Regions	District
1	Northan Hill Zone (Eastern Himalayan Region)	Part of Darjeeling & Jalpaiguri
2	Teesta-Tarai Alluvial Zone (Eastern Himalayan Region)	Koch Bihar, Part of Darjeeling, Jalpaiguri & Uttar Dinajpur
3	Gangetic Alluvial Zone (Lower Gangetic Plain Region)	Dakshin Dinajpur, Malda, Nadia, Part of Uttar Dinajpur, Murshidabad, North 24 Paraganas, South 24 Paraganas, Howrah, Hoogly & Birbhum
4	Vindhyan Alluvial Zone (Lower Gangetic Plain Region)	Part of Murshidabad, Howrah, Hoogly, Burdwan, Birbhum, Bankura, Paschim & Purba Medinipur
5	Coastal Saline Zone (Lower Gangetic Plain Region)	Part of North 24 Paraganas, South 24 Paraganas, Howrah & Purba Medinipur
6	Red & Laterite Zone (Eastern Plateau & Hill Region)	Puruliya, Part of Burdwan, Birbhum, Bankura & Paschim Medinipur

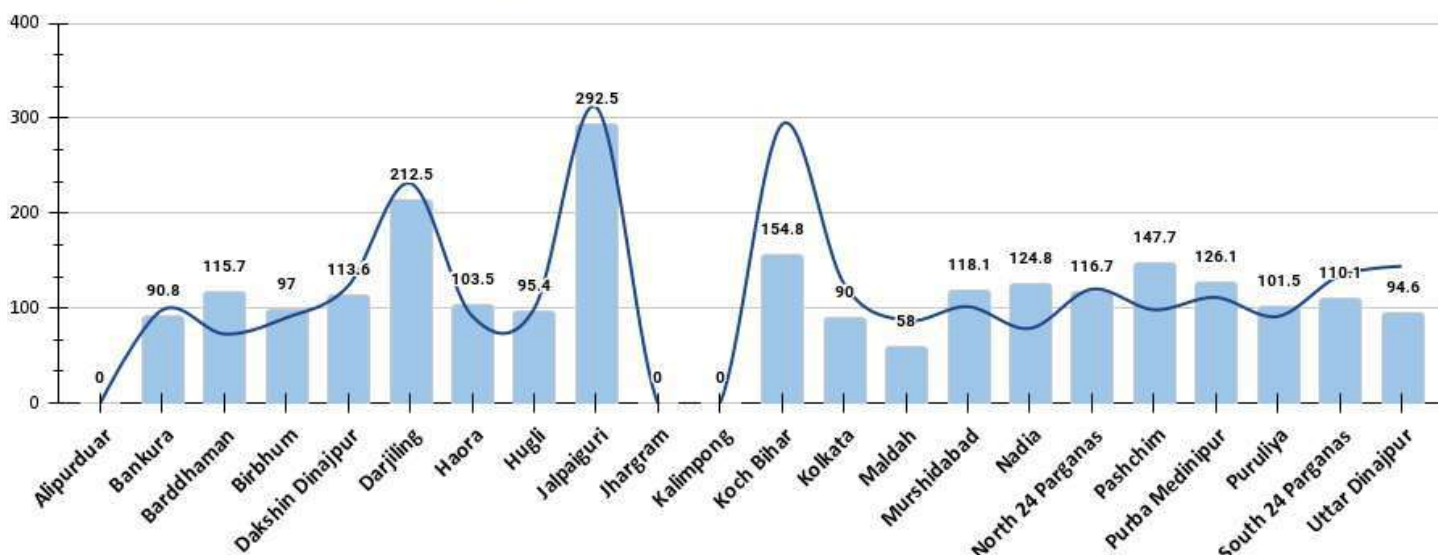
Reservoir Storage Status

NAME OF RESERVOIR	FRL (MTS)	LIVE CAP. AT FRL (BCM)	THIS SEASON		LAST SEASON	
			LEVEL (MTS)	LIVE STORAGE (BCM)	LEVEL (MTS)	LIVE STORAGE (BCM)
MAYURAKSHI	121.31	0.48	112.24	0.128	114.16	0.180
KANGSABATI	134.14	0.914	125.93	0.317	128.06	0.434

LAST YEAR STORAGE AS % OF LIVE CAP AT FRL	% OF THIS YR STORAGE TO LAST
38	71
47	73

Rainfall

■ Actual Rainfall in mm — Normal Rainfall in mm

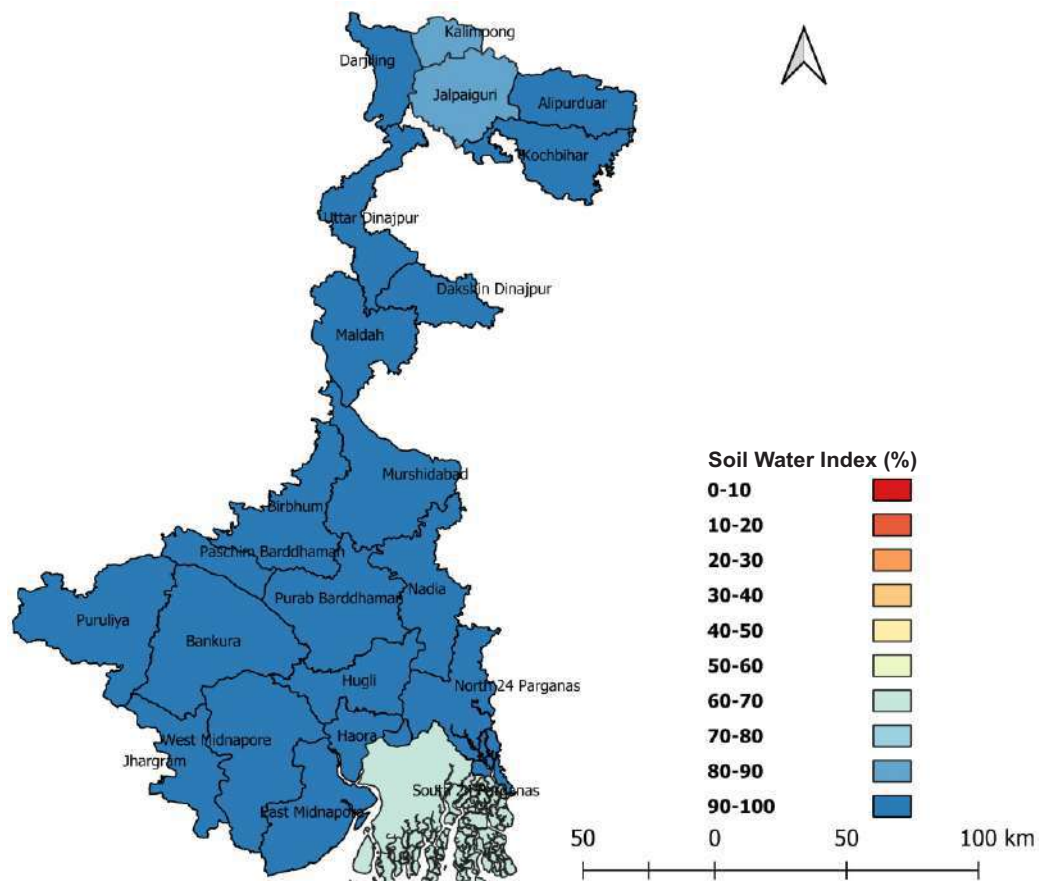




Smoothed Normalized Difference Vegetation Index (SMN)

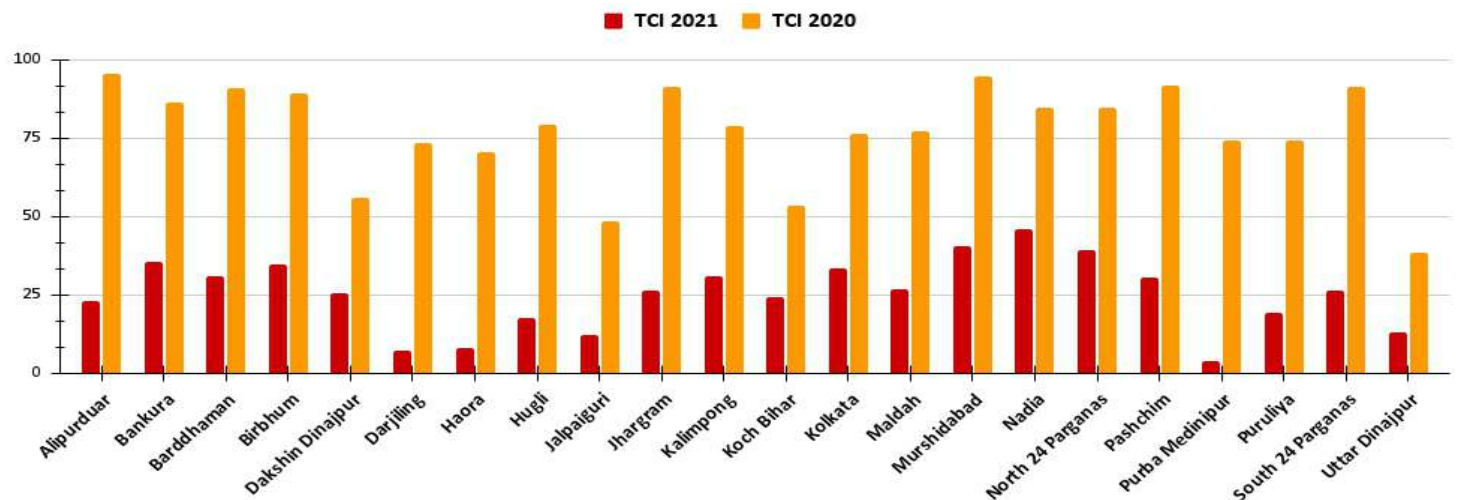


Soil Water Index



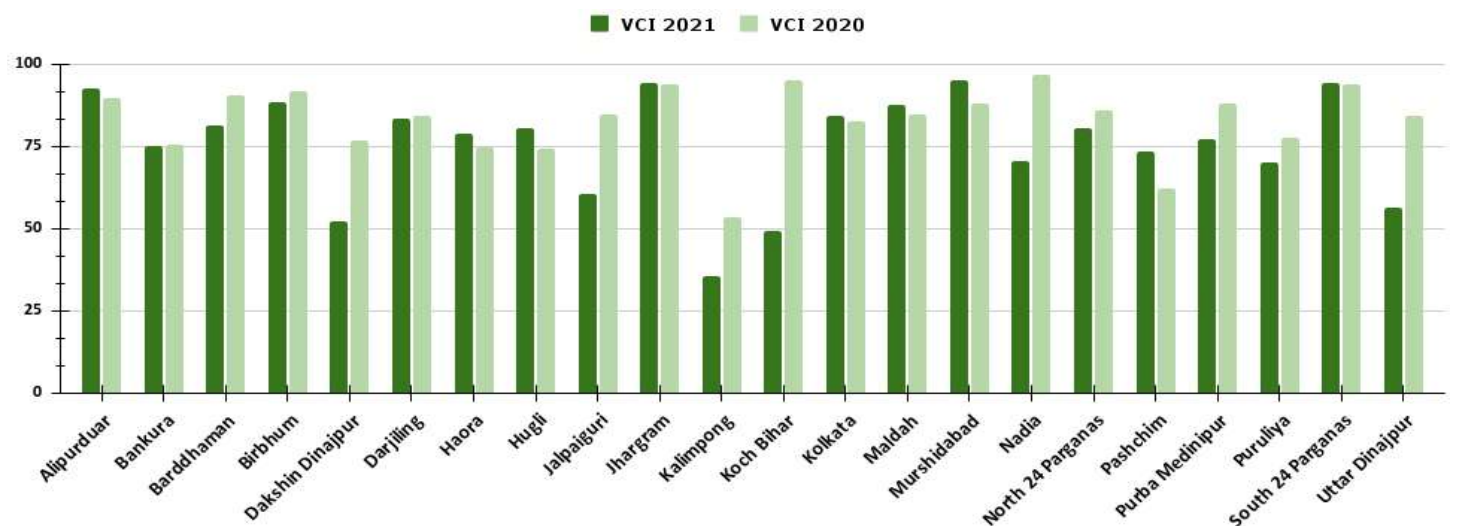


Temperature Condition Index (TCI)



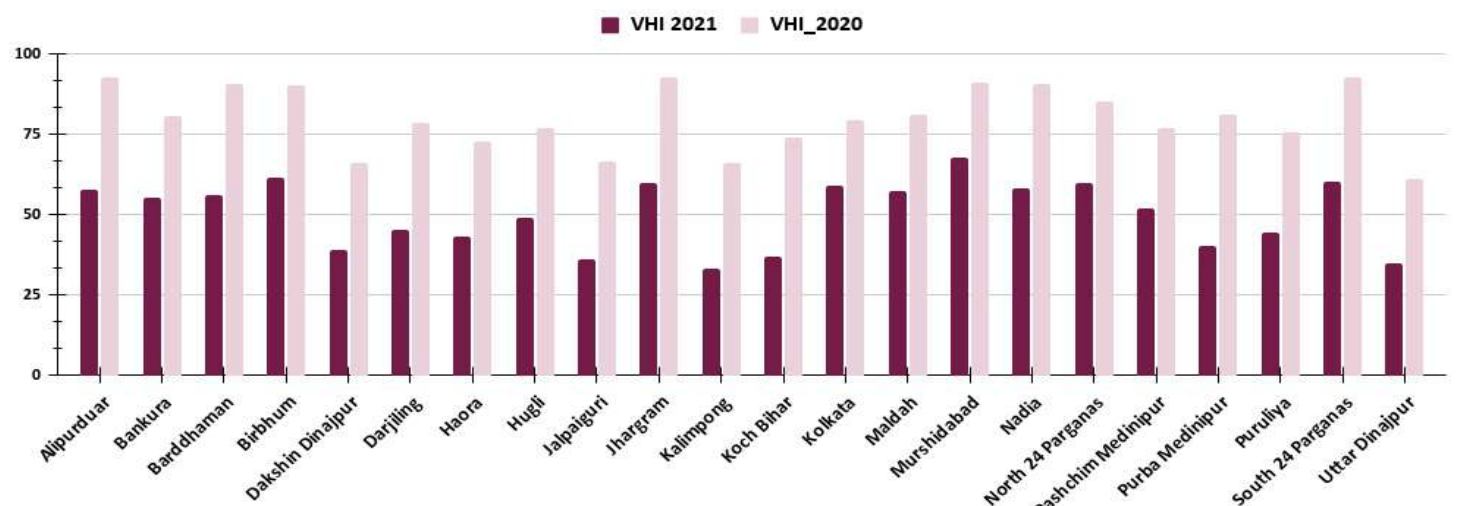
(TCI <40 indicates thermal stress; TCI >60: favorable condition)

Vegetation Condition Index (VCI)



(VCI <40 indicates moisture stress; VCI >60: favorable condition)

Vegetation Health Index (VHI)



(VHI <40 indicates vegetation stress; VHI >60: favorable condition)

(VHI>65 indicates good vegetation condition)

(VHI>85 indicates very good vegetation condition)

For Drought : (VHI<15 indicates drought from severe-to-exceptional intensity)

(VHI<35 indicates drought from moderate-to-exceptional intensity)



Crop Specific Advisory

State	District	Crop(Varieties)	Crop Specific Advisory
West Bengal	Alipurduar,Dinajpur-Uttar,Coochbehar	Green Gram	To control the sucking pest Acephate 25% + Fenvelerate 3% @ 1.5g/lit. Of water in the plant at evening hour may be sprayed.
West Bengal	Bankura,Paschim Medinipur,Purulia	Groundnut	Collect good quality certified seeds for sowing of Kharif Groundnut. Recommended varieties are TAG-24, TG-37A, ICGS-76. Treat the seeds with systemic fungicides before sowing
West Bengal	Dinajpur-Dakshin	Green Gram	To control the sucking pest Acephate 25% + Fenvelerate 3% @ 1.5g/lit. Of water in the plant at evening hour may be sprayed. Harvest the crop if crop attains 80% maturity.
West Bengal	Darjeeling,Kalimpong	Soybean	Prepare the land to get fine tilth and form beds and channels. One deep ploughing followed by 2-3 cross ploughing and laddering is necessary to obtain good tilth. Soils acidic in nature require lime application. Apply lime @ 2.0 – 2.5 kg per decimal (500 kg ha ⁻¹) in furrows and mix thoroughly with the soil just before sowing.
			SEED RATE: 200-210 gram per decimal (50 kg seed ha ⁻¹): SPACING: 45 cm row to row and 10 cm plant to plant: DEPTH OF SOWING: 3-5 cm: SEED TREATMENT RATE: Treat the healthy seed with Thiram @ 4-4.5 g per kg of seed or with the mixture of Thiram (1.5 g) + Bavistin (1.5g) per kg of seed before sowing to control seed borne diseases.
			MANURE & FERTILIZER MANAGEMENT: Add well decomposed cow manure/FYM/compost @ 25 – 35 kg per decimal at the first ploughing and incorporate into the soil thoroughly. Apply the following quantities of chemical fertilizers, Urea: 175 g per decimal: SSP: 1.50 kg per decimal: MOP: 200 g per decimal. (N: P: K @ 20 60: 30 kg ha ⁻¹). Mix thoroughly the above dose of fertilizers and apply in furrows and mix well with the soil.
West Bengal	Jhargram	Maize	Avoid weeding and other intercultural operations during the tasseling stage. Follow 50% de-tasseling operation (removing 50% of male inflorescence) in maize to obtain a higher yield.
		Groundnut	Collect good quality certified seeds for sowing of Kharif Groundnut. Recommended varieties are TAG-24, TG-37A, ICGS-76. Treat the seeds with systemic fungicides before sowing.
West Bengal	Purba-Bardhaman	Groundnut	Oilseeds like Groundnut, pulses like green gram remain in ripening stage in field should be immediately harvested and kept in a safe place for storage after threshing. For late sown crops, remove the stagnant water from the field quickly. spray Bavistin and Mancozeb @ 2.5 g/1 in clean sunny weather at early morning hours.To prevent collar rot disease application of Propiconazole @ 1m1/ liter of water may be recommended. In some cases if Tobacco caterpillar attacks then apply Neem oil (2%) @ 20ml/ liter of water or spray Imidacloprid 17.8% SL @ 100-125 ml/ha.

Uttarakhand

The net area sown is 76,5150 hectare. The percentage of net irrigated sown area is 45.1%.

Kharif Major Crops

The main crops are wheat, paddy, maize, manduwa and sanwa in food grains, urad, gram, pea, masoor & rajma in pulses and mustard, soybean, groundnut in oil seeds. The influence of the monsoon on the cropping pattern is very dominant; with the result of the total cropped area about 70 to 75% is under 'Kharif' season crops. The highest sown area is under wheat crop (34.79%) followed by rice with 24.3%. Mandua, a traditional millet crop has 15.1% sown area, while the area under pulses is 4.61%. Rest of the area is under other millets including koni, jhangora, jowar, bajara, maize and oilseeds.

Agro-Climatic Zones of Uttarakhand

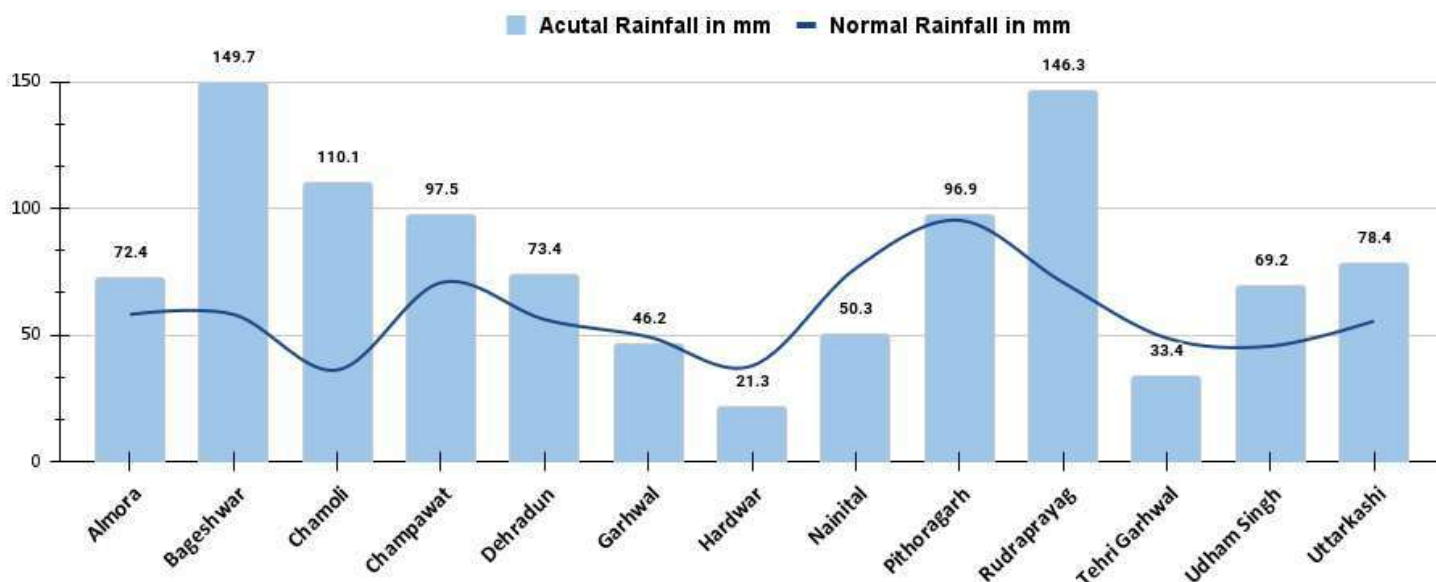
Sr. No.	Agro-Climatic Regions	District
1	Zone A up to 1000 M	U.S. Nagar, Haridwar
		Nainital, Dehradun and Pauri Garhwal
		Champawat, Pauri Garhwal, Dehradun, Nainital, Tehri Garhwal
		Champawat, Nainital, Pauri Garhwal, Dehradun, Tehri Garhwal, Bageshwar
2	Zone B 1000-1500M	Champawat, Nainital, Almora, Dehradun, Tehri Garhwal, Bageshwar
3	Zone C 1500-2400M	Pithoragarh, Almora, Chamoli, Bageshwar
4	Zone D>2400 M	Pithoragarh, Chamoli and Uttarkashi

Reservoir Storage Status

NAME OF RESERVOIR	FRL (MTS)	LIVE CAP. AT FRL (BCM)	THIS SEASON		LAST SEASON	
			LEVEL (MTS)	LIVE STORAGE (BCM)	LEVEL (MTS)	LIVE STORAGE (BCM)
RAMGANGA	365.3	2.196	337.53	0.615	349.78	1.165
TEHRI	830	2.615	745.90	0.103	746.33	0.111

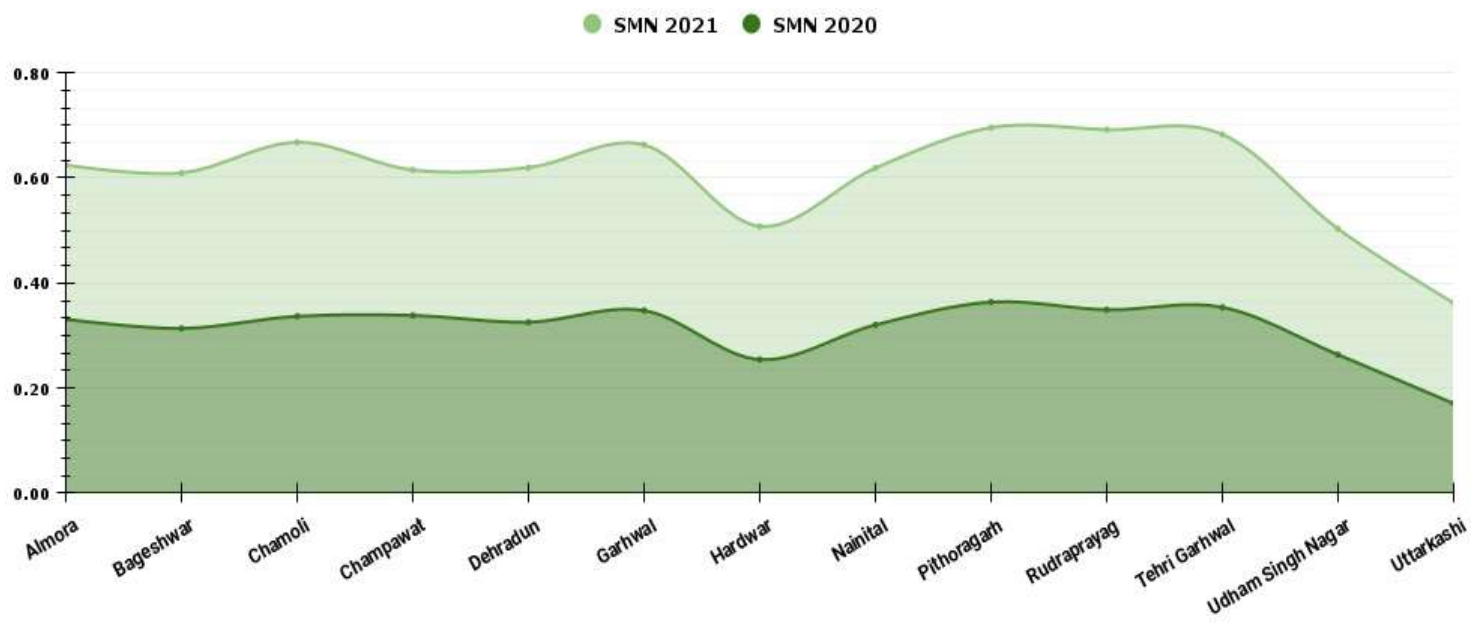
LAST YEAR STORAGE AS % OF LIVE CAP AT FRL	% OF THIS YR STORAGE TO LAST
53	53
4	93

Rainfall

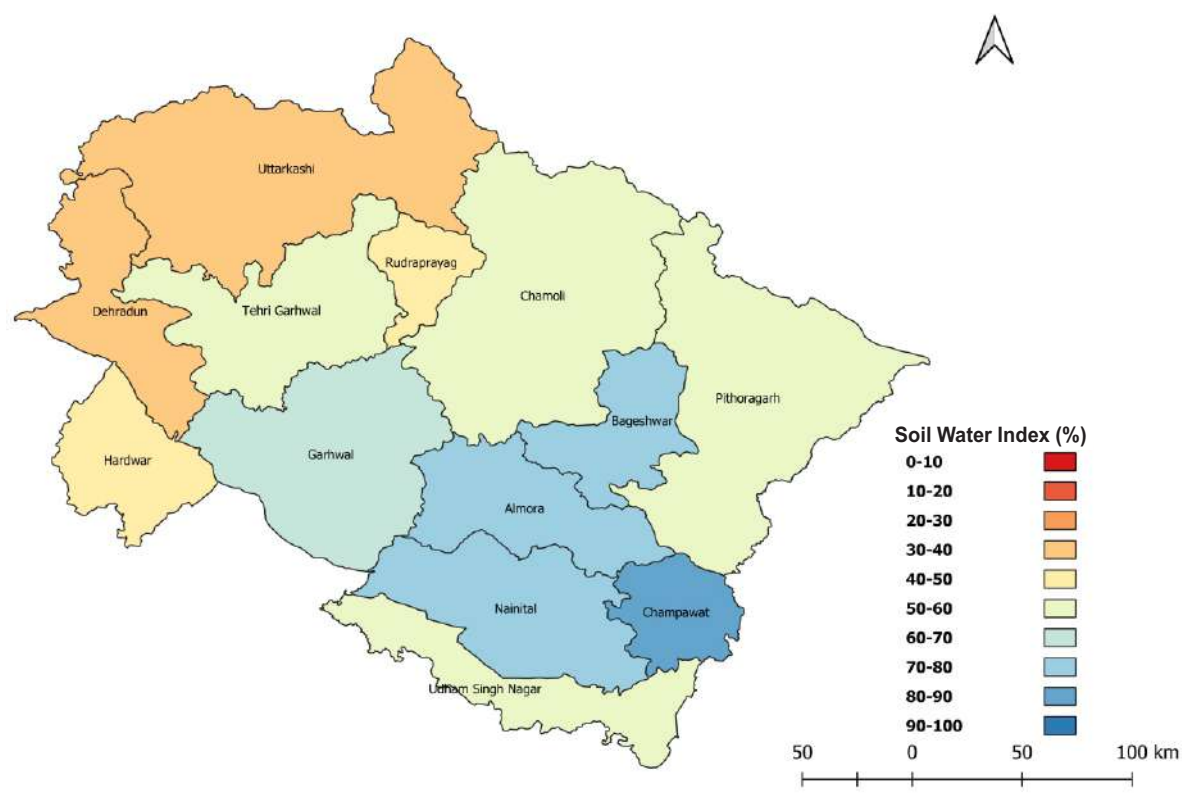




Smoothed Normalized Difference Vegetation Index (SMN)

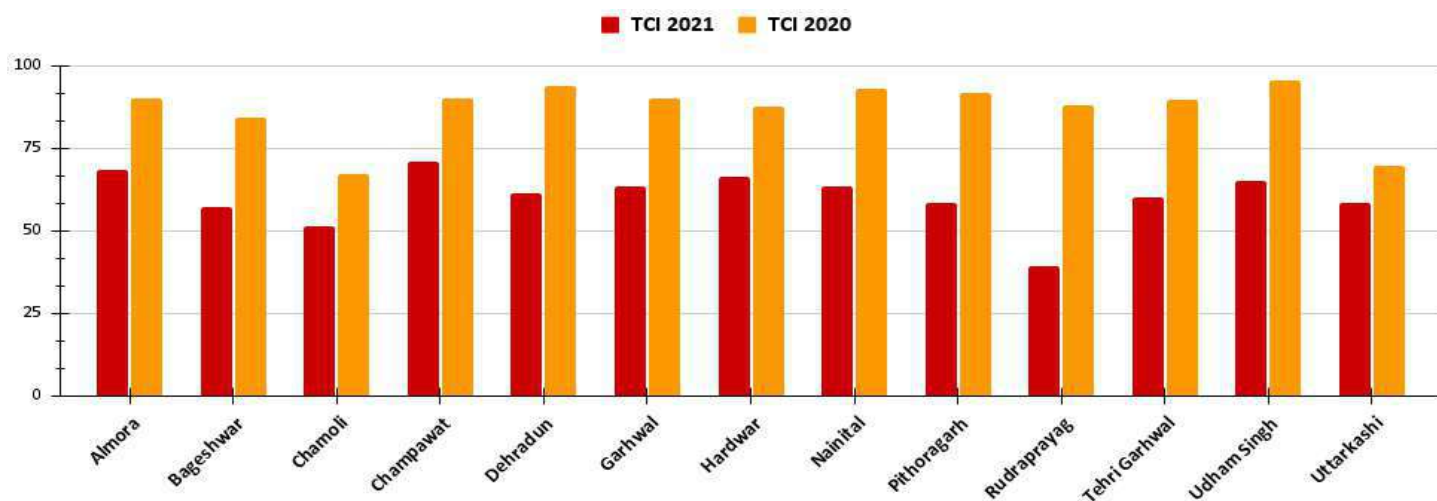


Soil Water Index



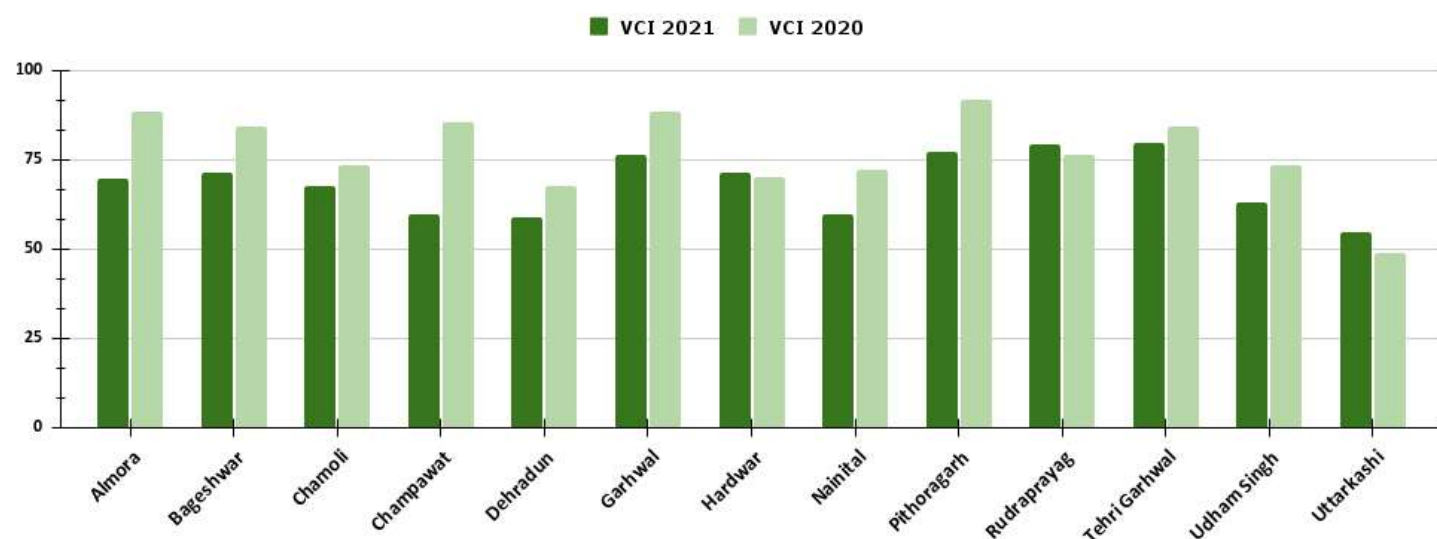


Temperature Condition Index (TCI)



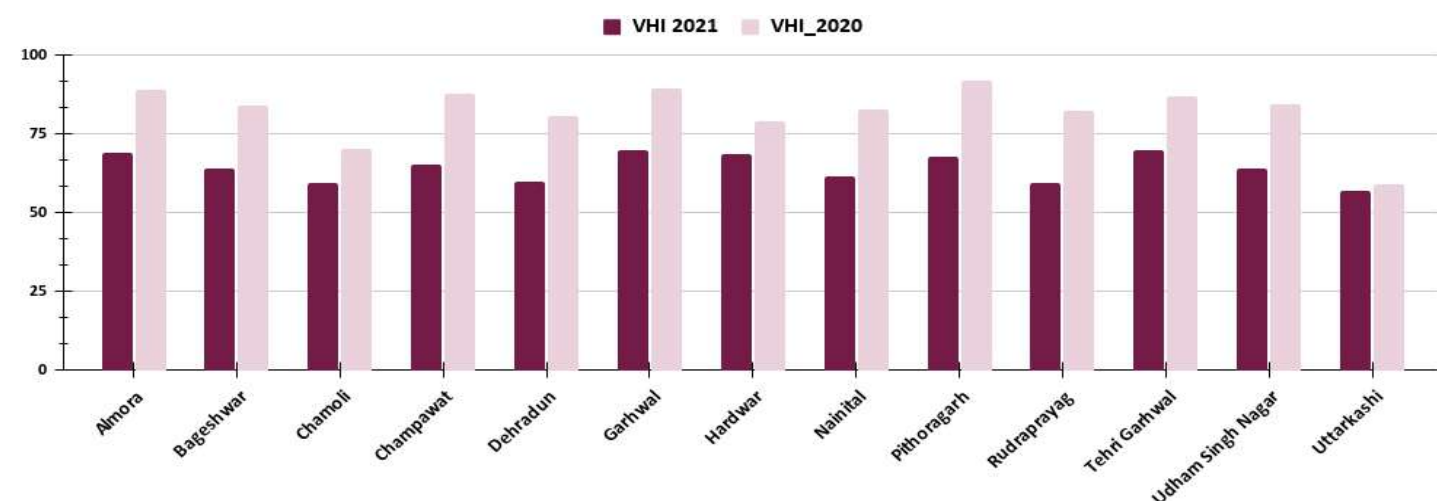
(TCI <40 indicates thermal stress; TCI >60: favorable condition)

Vegetation Condition Index (VCI)



(VCI <40 indicates moisture stress; VCI >60: favorable condition)

Vegetation Health Index (VHI)



(VHI <40 indicates vegetation stress; VHI >60: favorable condition)

(VHI>65 indicates good vegetation condition)

(VHI>85 indicates very good vegetation condition)

For Drought : (VHI<15 indicates drought from severe-to-exceptional intensity)

(VHI<35 indicates drought from moderate-to-exceptional intensity)



Crop Specific Advisory

State	District	Crop(Varieties)	Crop Specific Advisory
Uttarakhand	Dehradun,Haridwar,Pauri-Garhwal	Maize	When the leaves over the cobs in Zaid maize started to be dry and grain is started to be hard, the farmers are advised to harvest their crops keeping in mind the weather forecast.
Uttarakhand	Udamsingh-Nagar	Maize	Sow the maize in tarairegion. Sowing should be done based on weather forecast.

Sources

- Reservoir Status:** CWC (Central Water Commission), India | FRL: Full Reservoir Level; BCM: Billion Cubic Meter
- Rainfall:** India Meteorological Department (IMD)
- Soil Water Index (SWI):** Copernicus Data
- Smooth Normalized Vegetation Index (SMN):** National Oceanic and Atmospheric Administration (NOAA)
- Temperature Condition Index (TCI):** National Oceanic and Atmospheric Administration (NOAA)
- Vegetation Condition Index (VCI):** National Oceanic and Atmospheric Administration (NOAA)
- Vegetation Health Index (VHI):** National Oceanic and Atmospheric Administration (NOAA)

Legal Disclaimer

The information and views presented in this report are prepared by Krishi Care & Management Pvt. Ltd. and reserves all rights to the content of this document. No part of this document may be reproduced or transmitted by any means, whether electronic or mechanical, including photocopying, recording or otherwise, without the prior consent of Krishi Care & Management Pvt. Ltd.

This document does not constitute any form of legal, accounting, tax, regulatory or actuarial advice. Without prejudice to the generality of the preceding sentence this document does not constitute an opinion of reserving levels or accounting treatment.

The information contained herein is based on our analysis and upon sources that we consider reliable. The recipient acknowledges that any form of mathematical and/or empirical analysis and modelling (including that used in the preparation of this document) may produce results which differ from actual events or losses. Krishi Care & Management Pvt. Ltd. accepts no responsibilities for the accuracy or completeness of the underlying information provided and we are not responsible for any event, indirect or consequential loss or damage of any kind incurred based upon the use of the information present in the document.



Krishi Care & Management Services Pvt.Ltd.

501, Atlanta Estate, Nr Virvani Industrial Estate,
Off Link Road, Goregaon (E), Mumbai - 400063, Maharashtra